

Ridgefield COVID Summary

Ridgefield COVID-19 Task Force



Data downloaded from
<https://data.ct.gov/browse?category=Health+and+Human+Services>

Data downloaded on Thursday, February 18, 2021 at 4:00 PM
This reflects data through Wednesday, February 17, 2021

Ridgefield Summary

Data downloaded on Thursday, 02/18/2021 at 4:00 PM

Ridgefield	Wednesday 02/17/2021	Tuesday 02/16/2021
Number of New Cases Reported	4	1
New Case Rate (per 100,000 Residents)	12.0	14.3
New Test Rate (per 100,000 Residents)	530.6	535.2
Test Positivity	2.3%	2.7%
Fairfield County	Wednesday 02/17/2021	Tuesday 02/16/2021
Number of New Cases Reported	197	140
New Case Rate (per 100,000 Residents)	23.1	24.0
New Test Rate (per 100,000 Residents)	834.4	866.9
Test Positivity	2.8%	2.8%
Currently Hospitalized	166	175

Data Source: <https://data.ct.gov>. This report reflects data reported to the State through Wednesday 02/17/2021.
The New Case Rate, New Test Rate, and Test Positivity are computed using 7-day moving averages.

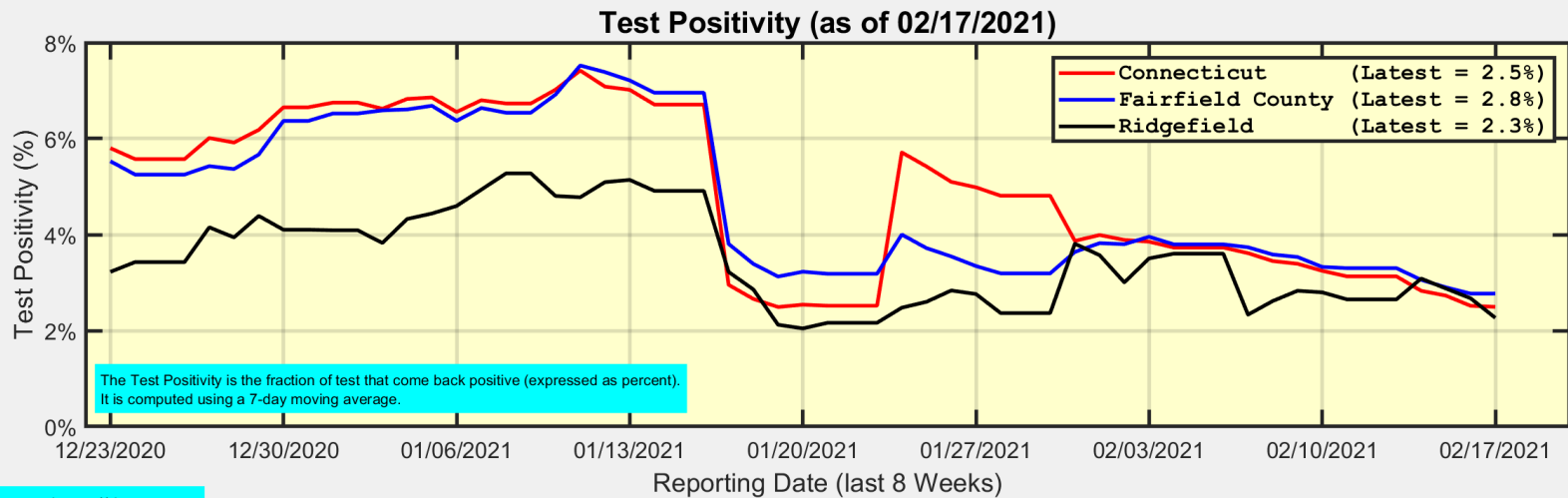
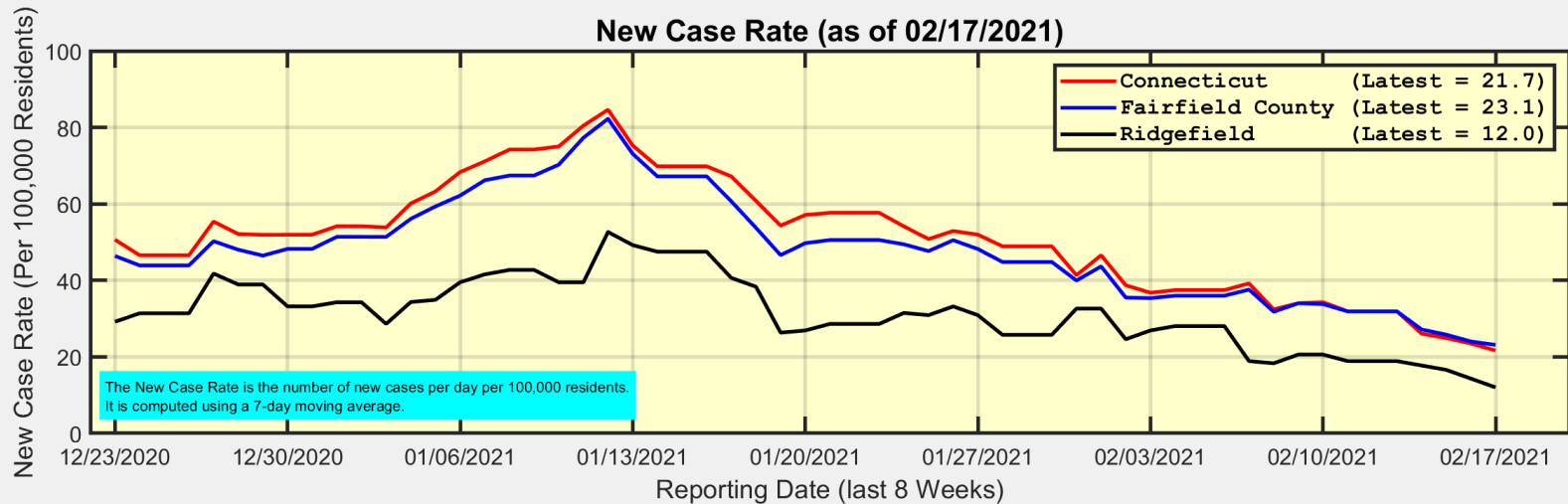
Our data science confirms CDC and other studies:

Wearing a Mask Reduces COVID Case Rates



Ridgefield COVID-19 Task Force

Here are the latest New Case Rates and Test Positivity for the State, County, and Ridgefield



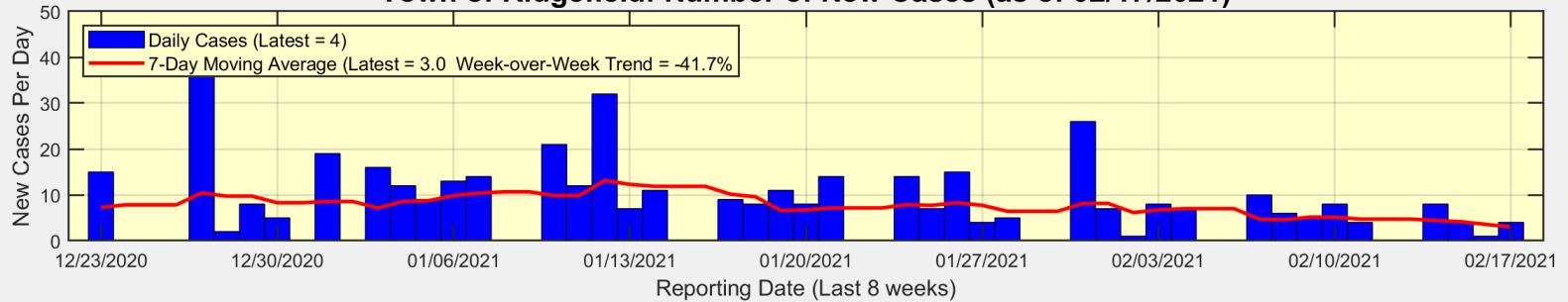
Data Source: <https://data.ct.gov>



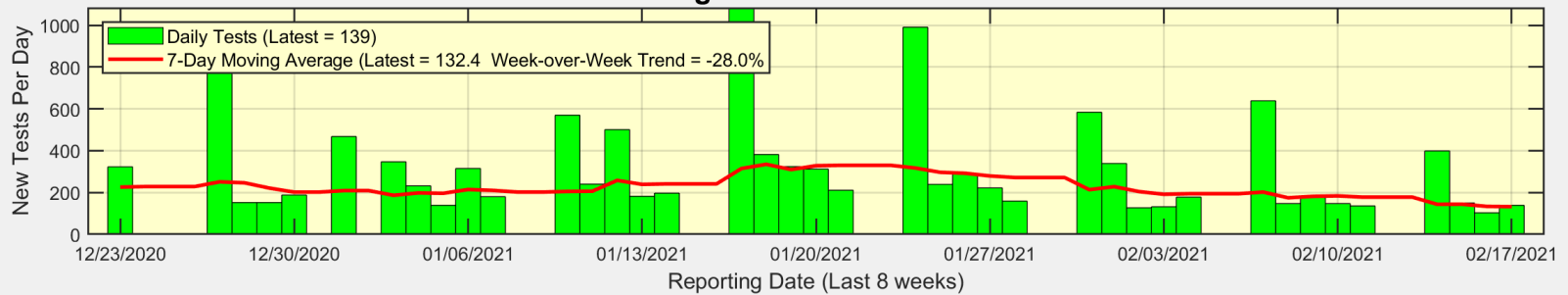
Ridgefield COVID-19 Task Force

Here are the latest New Cases, New Tests, and Test Positivity for Ridgefield

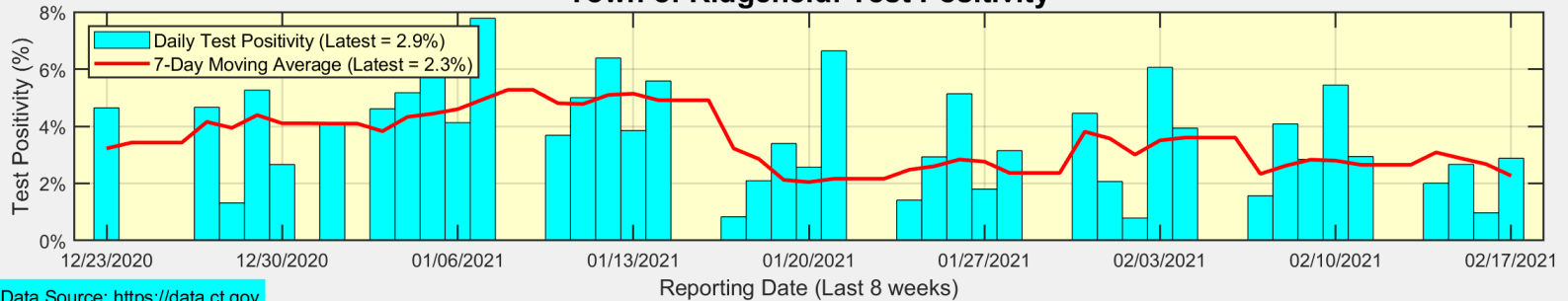
Town of Ridgefield: Number of New Cases (as of 02/17/2021)



Town of Ridgefield: Number of New Tests



Town of Ridgefield: Test Positivity



Data Source: <https://data.ct.gov>



We estimate that Ridgefield has vaccinated 80% of the population over the age of 75

