

Ridgefield COVID Summary

Ridgefield COVID-19 Task Force



Data downloaded from
<https://data.ct.gov/browse?category=Health+and+Human+Services>

Data downloaded on Wednesday, February 17, 2021 at 4:00 PM
This reflects data through Tuesday, February 16, 2021

Ridgefield Summary

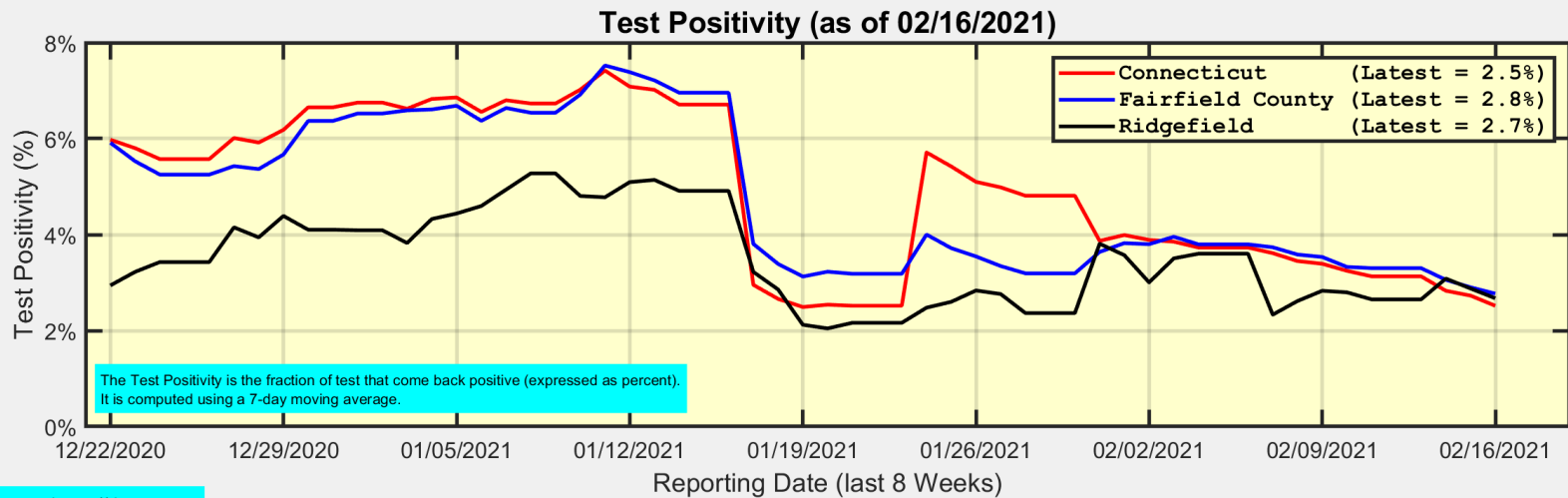
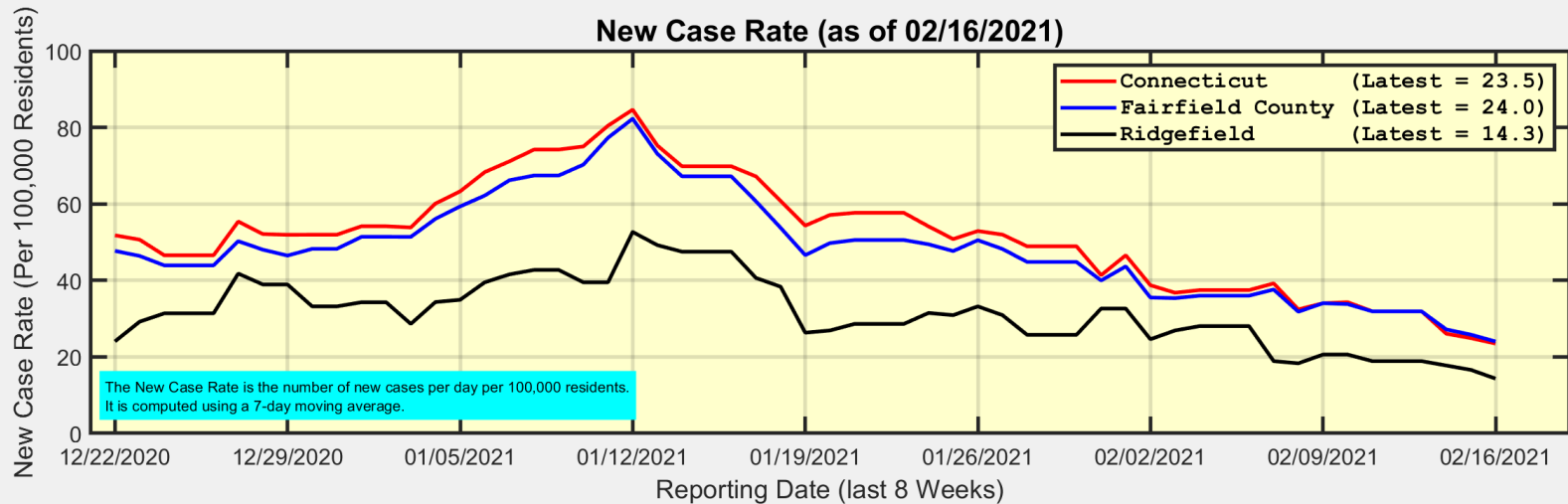
Data downloaded on Wednesday, 02/17/2021 at 4:00 PM

Ridgefield	Tuesday 02/16/2021	Monday 02/15/2021
Number of New Cases Reported	1	4
New Case Rate (per 100,000 Residents)	14.3	16.6
New Test Rate (per 100,000 Residents)	535.2	576.9
Test Positivity	2.7%	2.9%
Fairfield County	Tuesday 02/16/2021	Monday 02/15/2021
Number of New Cases Reported	140	191
New Case Rate (per 100,000 Residents)	24.0	25.8
New Test Rate (per 100,000 Residents)	867.0	889.4
Test Positivity	2.8%	2.9%
Currently Hospitalized	175	167
Data Source: https://data.ct.gov . This report reflects data reported to the State through Tuesday 02/16/2021.		
The New Case Rate, New Test Rate, and Test Positivity are computed using 7-day moving averages.		
NOTE: The Number of New Cases Reported for Sunday is the TOTAL over the last THREE DAYS (Friday, Saturday, Sunday).		

Our data science confirms CDC and other studies:
Wearing a Mask Reduces COVID Case Rates



Here are the latest New Case Rates and Test Positivity for the State, County, and Ridgefield



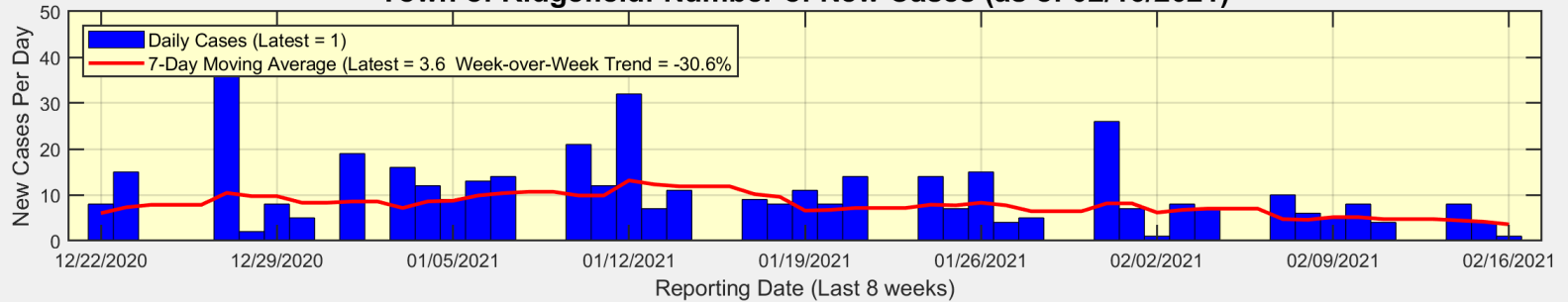
Data Source: <https://data.ct.gov>



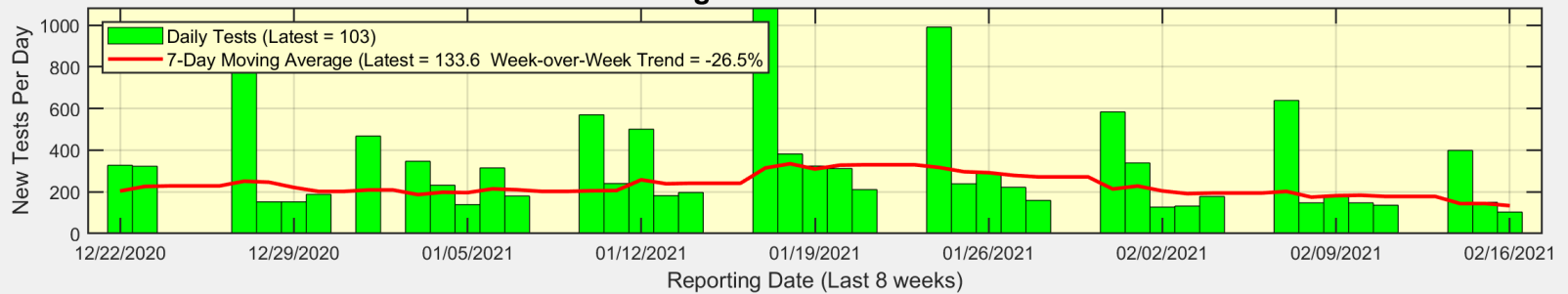
Ridgefield COVID-19 Task Force

Here are the latest New Cases, New Tests, and Test Positivity for Ridgefield

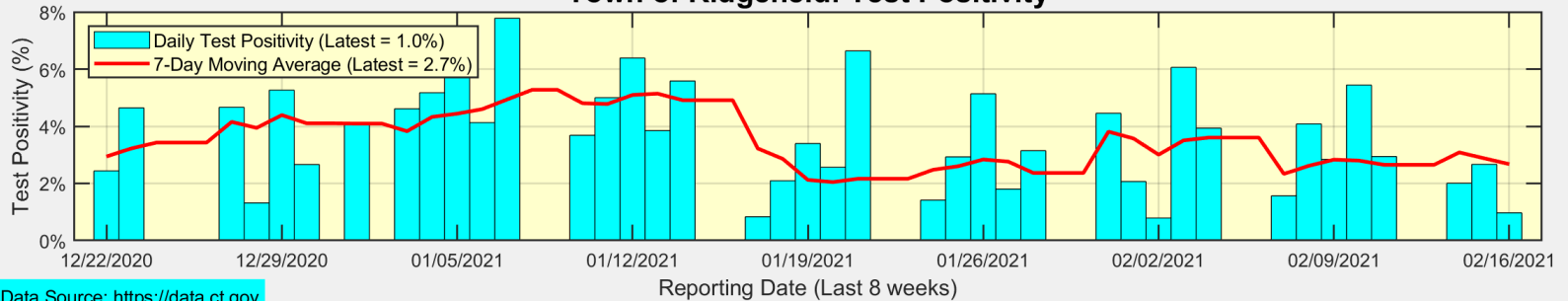
Town of Ridgefield: Number of New Cases (as of 02/16/2021)



Town of Ridgefield: Number of New Tests



Town of Ridgefield: Test Positivity



Data Source: <https://data.ct.gov>



We estimate that Ridgefield has vaccinated 80% of the population over the age of 75

