

## Ridgefield COVID Summary

Ridgefield COVID-19 Task Force



Data downloaded from  
<https://data.ct.gov/browse?category=Health+and+Human+Services>

Data downloaded on Tuesday, February 16, 2021 at 4:00 PM  
This reflects data through Monday, February 15, 2021

## Ridgefield Summary

Data downloaded on Tuesday, 02/16/2021 at 4:00 PM

Ridgefield	Monday 02/15/2021	Sunday 02/14/2021
Number of New Cases Reported	4	8
New Case Rate (per 100,000 Residents)	16.6	17.7
New Test Rate (per 100,000 Residents)	576.9	575.2
Test Positivity	2.9%	3.1%
Fairfield County	Monday 02/15/2021	Sunday 02/14/2021
Number of New Cases Reported	191	755
New Case Rate (per 100,000 Residents)	25.8	27.2
New Test Rate (per 100,000 Residents)	889.4	888.5
Test Positivity	2.9%	3.1%
Currently Hospitalized	167	168

Data Source: <https://data.ct.gov>. This report reflects data reported to the State through Monday 02/15/2021.

The New Case Rate, New Test Rate, and Test Positivity are computed using 7-day moving averages.

**NOTE: The Number of New Cases Reported for Sunday is the TOTAL over the last THREE DAYS (Friday, Saturday, Sunday).**

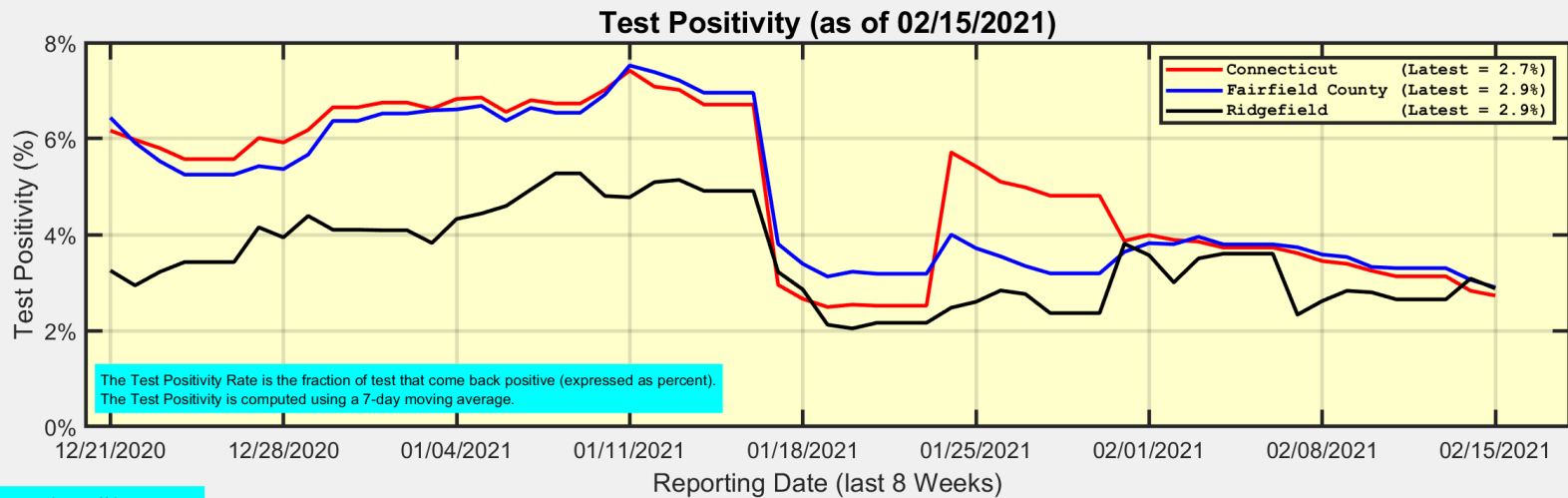
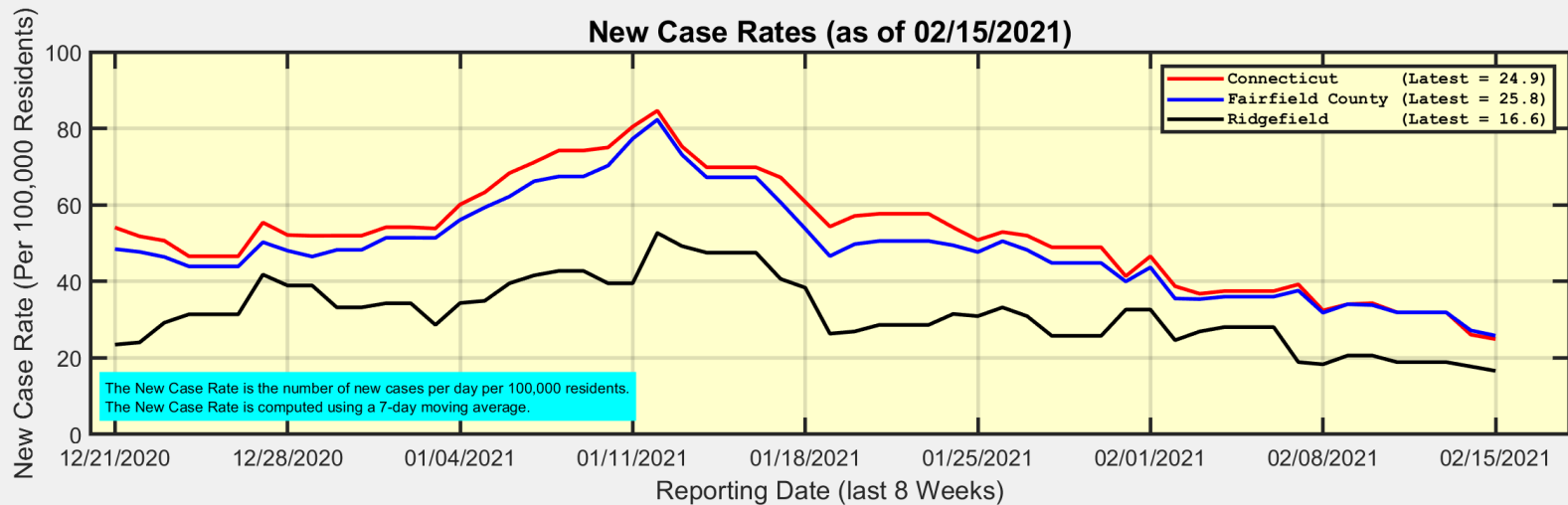
Our data science confirms CDC and other studies:

***Wearing a Mask Reduces COVID Case Rates***



Ridgefield COVID-19 Task Force

# Here are the latest New Case Rates and Test Positivity for the State, County, and Ridgefield



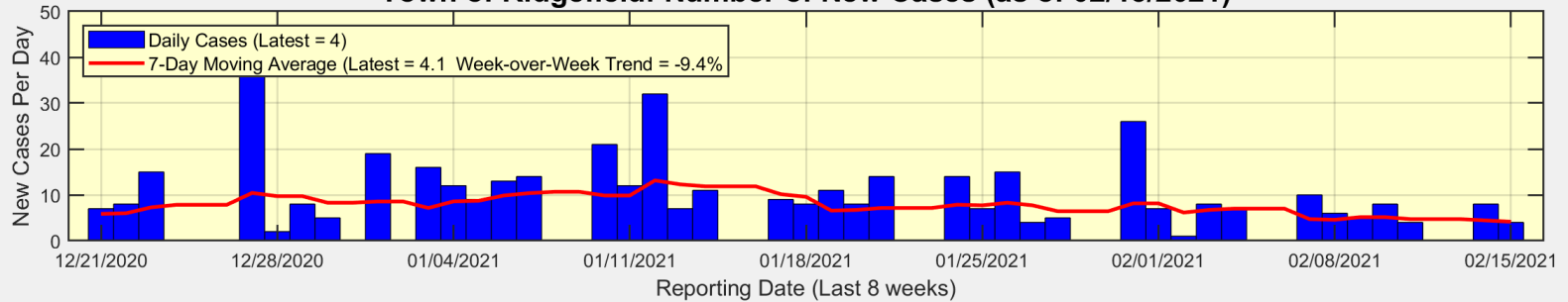
Data Source: <https://data.ct.gov>



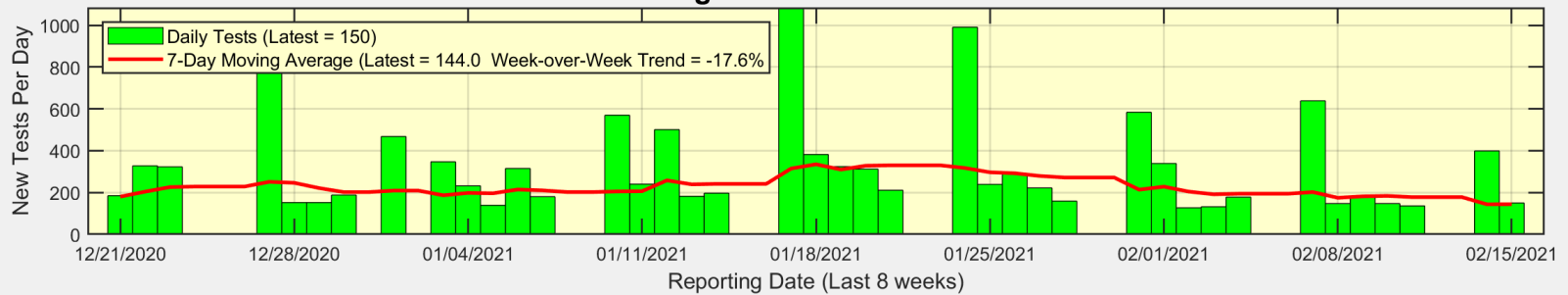
Ridgefield COVID-19 Task Force

# Here are the latest New Cases, New Tests, and Test Positivity for Ridgefield

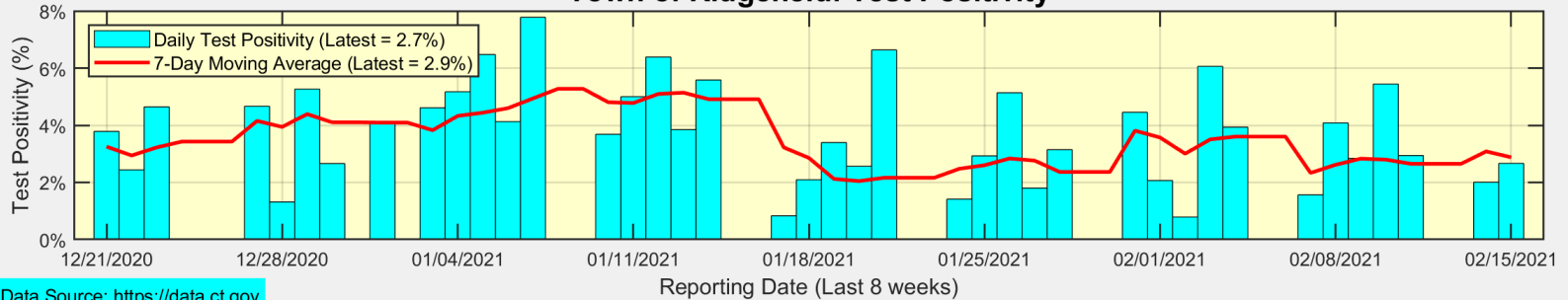
**Town of Ridgefield: Number of New Cases (as of 02/15/2021)**



**Town of Ridgefield: Number of New Tests**



**Town of Ridgefield: Test Positivity**



Data Source: <https://data.ct.gov>



# We estimate that Ridgefield has vaccinated 80% of the population over the age of 75

