

Ridgefield COVID Summary

Ridgefield COVID-19 Task Force



Data downloaded from
<https://data.ct.gov/browse?category=Health+and+Human+Services>

Data downloaded on Friday, February 12, 2021 at 4:00 PM
This reflects data through Thursday, February 11, 2021

Ridgefield Summary

Data downloaded on Friday, 02/12/2021 at 4:00 PM

Ridgefield	Thursday 02/11/2021	Wednesday 02/10/2021
Number of New Cases Reported	4	8
New Case Rate (per 100,000 Residents)	18.9	20.6
New Test Rate (per 100,000 Residents)	712.6	736.6
Test Positivity	2.7%	2.8%
Fairfield County	Thursday 02/11/2021	Wednesday 02/10/2021
Number of New Cases Reported	245	256
New Case Rate (per 100,000 Residents)	31.9	33.8
New Test Rate (per 100,000 Residents)	965.9	1015.8
Test Positivity	3.3%	3.3%
Currently Hospitalized	194	207
Data Source: https://data.ct.gov . This report reflects data reported to the State through Thursday 02/11/2021. The New Case Rate, New Test Rate, and Test Positivity are computed using 7-day moving averages.		

Our data science confirms CDC and other studies:

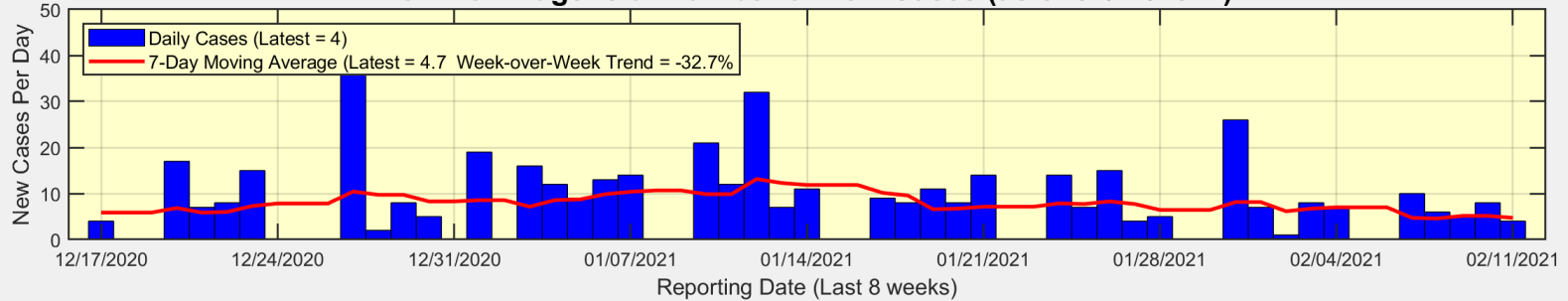
Wearing a Mask Reduces COVID Case Rates



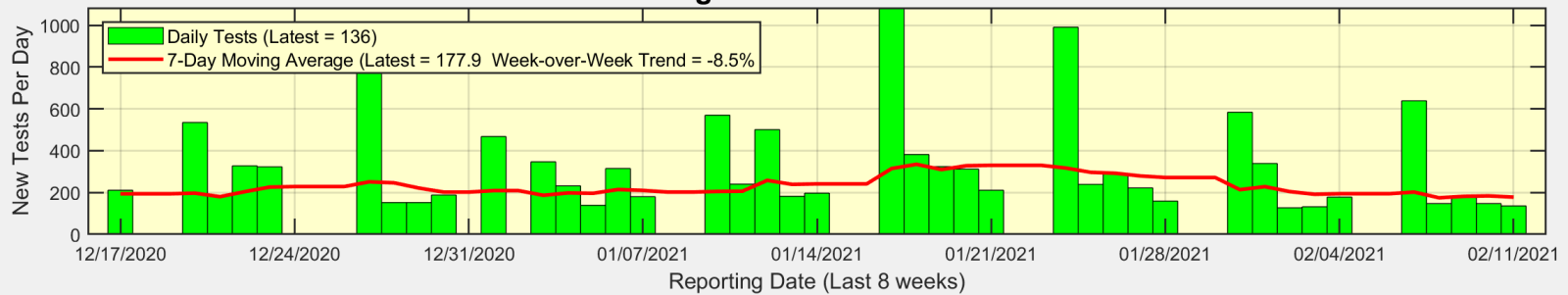
Ridgefield COVID-19 Task Force

There were 4 new cases reported for Ridgefield on Thursday

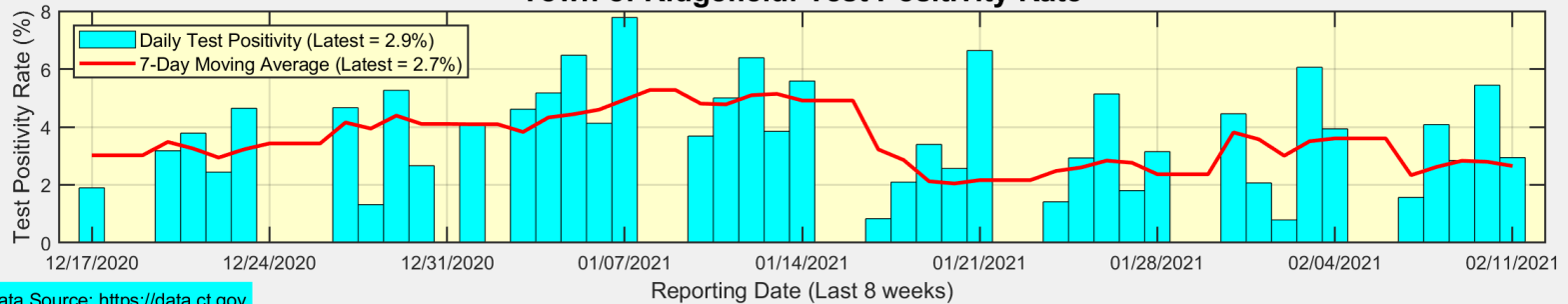
Town of Ridgefield: Number of New Cases (as of 02/11/2021)



Town of Ridgefield: Number of New Tests



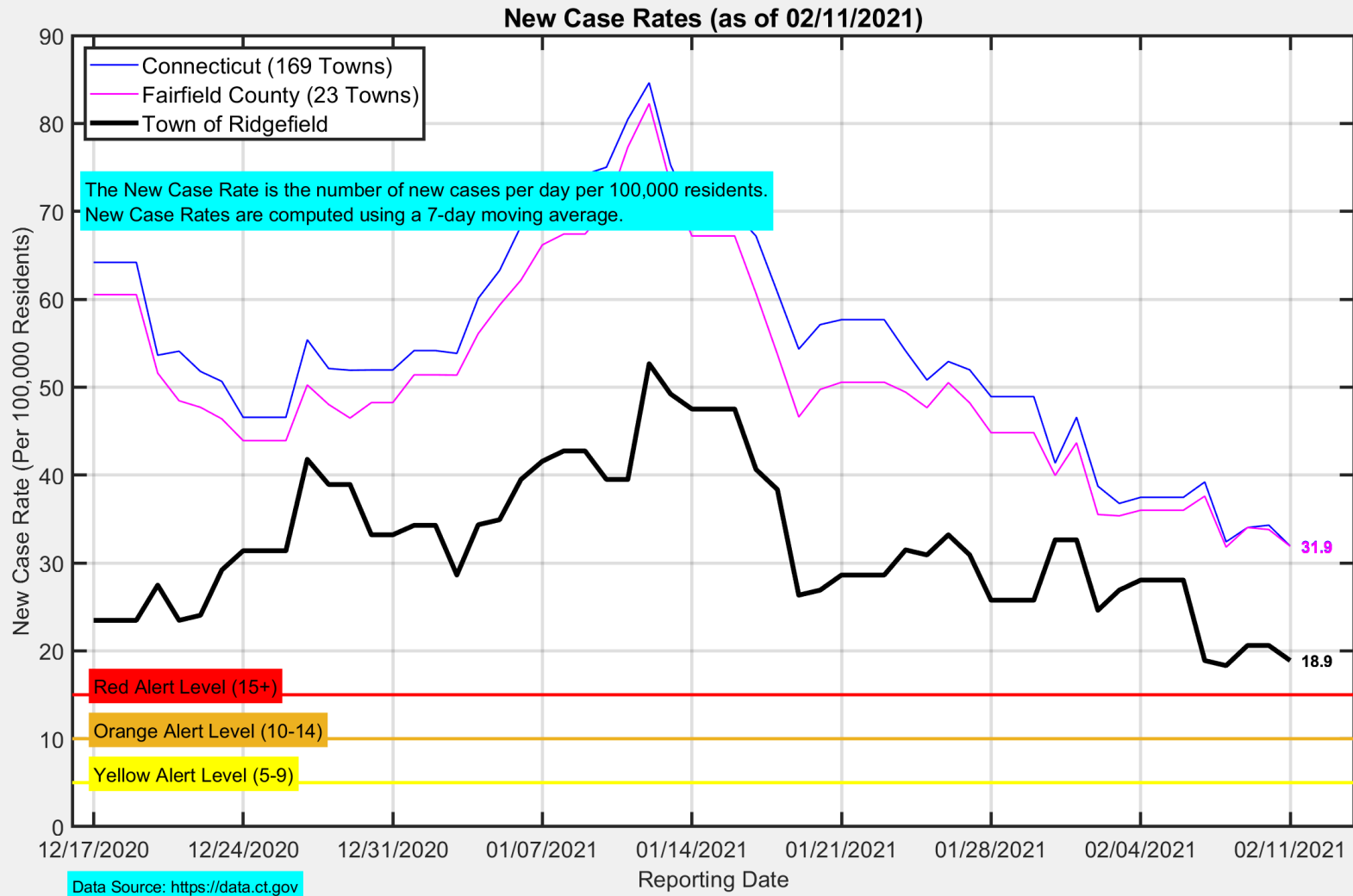
Town of Ridgefield: Test Positivity Rate



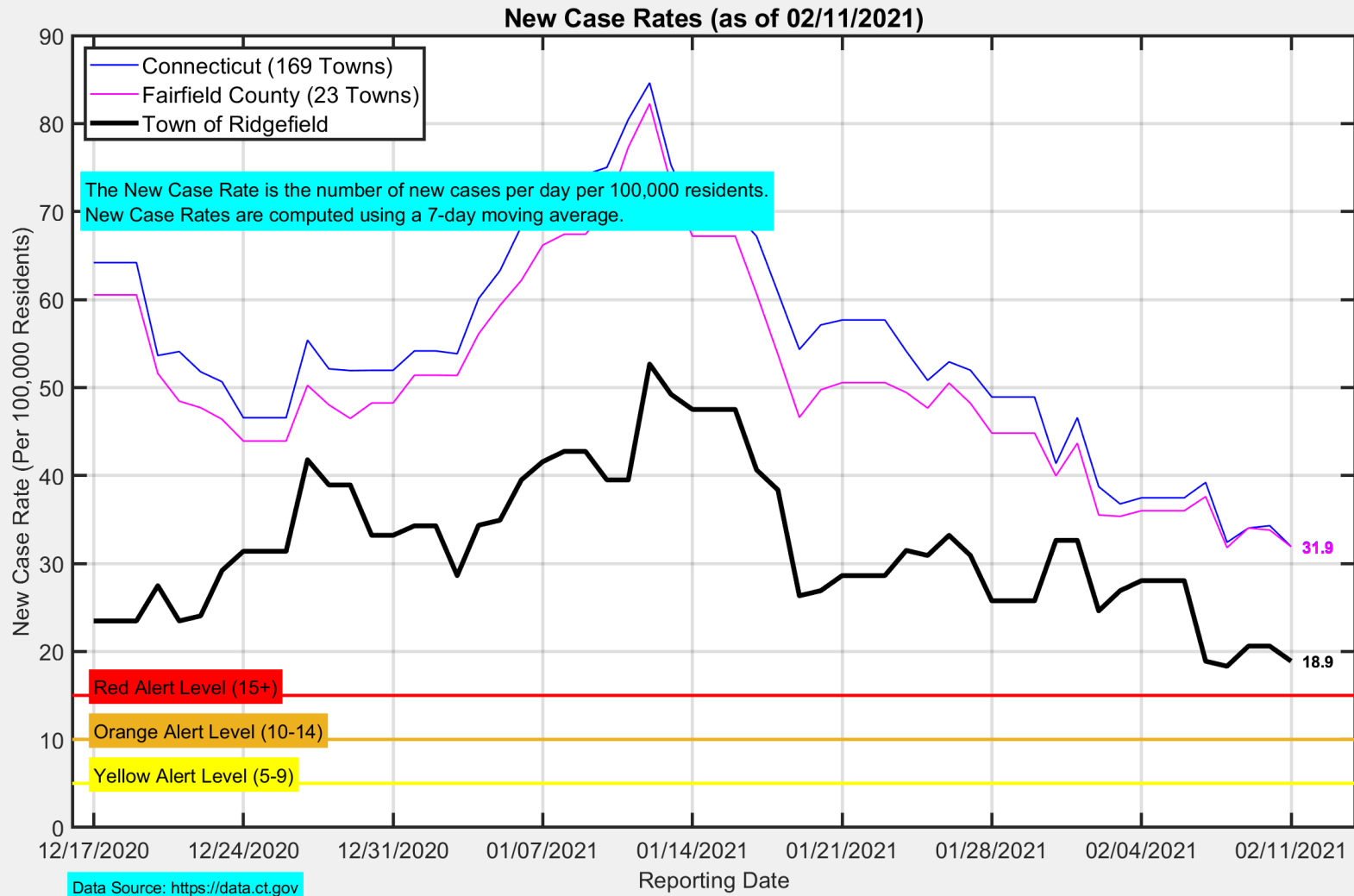
Data Source: <https://data.ct.gov>



The New Case Rate in Ridgefield remained stable at 18.9



Here are the latest New Case Rates for all towns in Fairfield County



We estimate that Ridgefield has vaccinated 80% of the population over the age of 75

