

Ridgefield COVID Summary

Ridgefield COVID-19 Task Force



Data downloaded from
<https://data.ct.gov/browse?category=Health+and+Human+Services>

Data downloaded on Thursday, February 11, 2021 at 4:00 PM
This reflects data through Wednesday, February 10, 2021

Ridgefield Summary

Data downloaded on Thursday, 02/11/2021 at 4:00 PM

Ridgefield	Wednesday 02/10/2021	Tuesday 02/09/2021
Number of New Cases Reported	8	5
New Case Rate (per 100,000 Residents)	20.6	20.6
New Test Rate (per 100,000 Residents)	736.6	728.1
Test Positivity	2.8%	2.8%
Fairfield County	Wednesday 02/10/2021	Tuesday 02/09/2021
Number of New Cases Reported	256	258
New Case Rate (per 100,000 Residents)	33.8	34.0
New Test Rate (per 100,000 Residents)	1015.9	962.8
Test Positivity	3.3%	3.5%
Currently Hospitalized	207	221

Data Source: <https://data.ct.gov>. This report reflects data reported to the State through Wednesday 02/10/2021. The New Case Rate, New Test Rate, and Test Positivity are computed using 7-day moving averages.

Our data science confirms CDC and other studies:

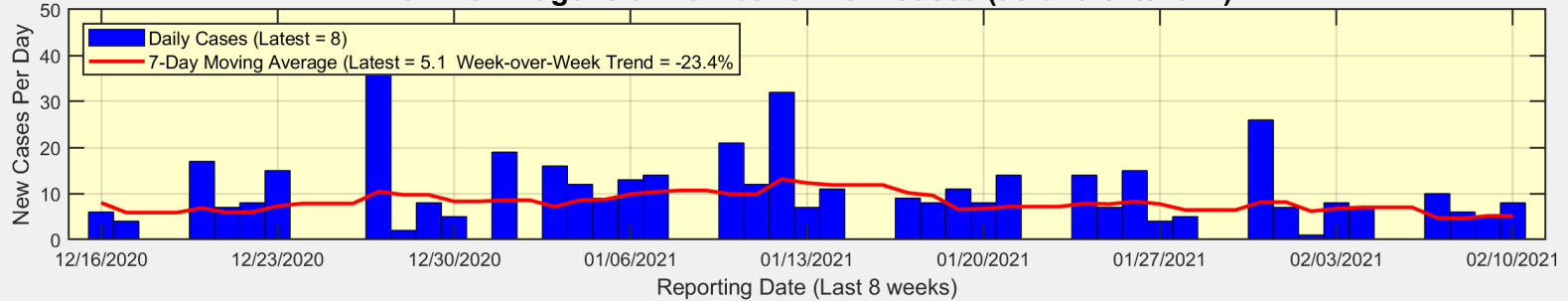
Wearing a Mask Reduces COVID Case Rates



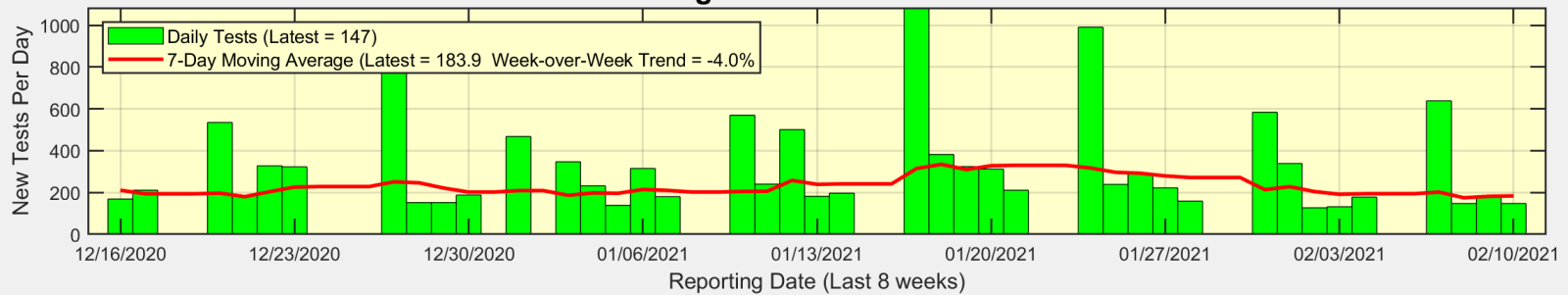
Ridgefield COVID-19 Task Force

There were 8 new cases reported for Ridgefield on Wednesday

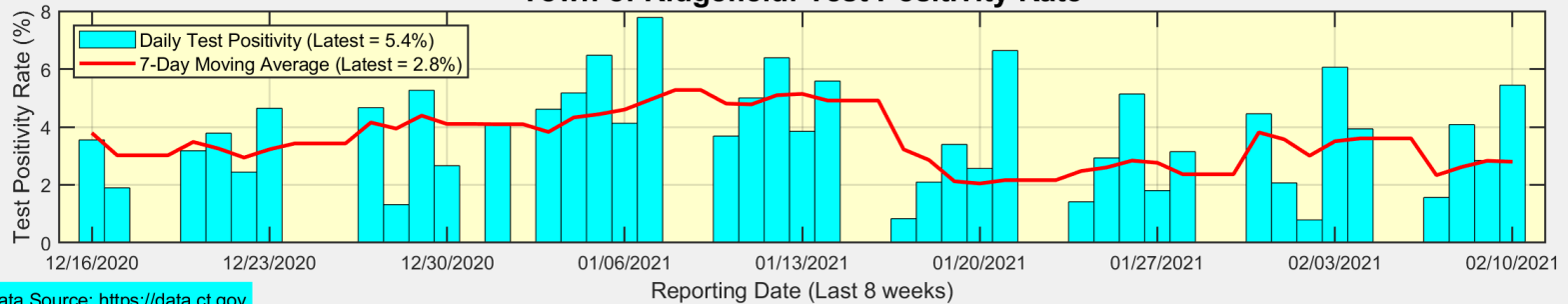
Town of Ridgefield: Number of New Cases (as of 02/10/2021)



Town of Ridgefield: Number of New Tests



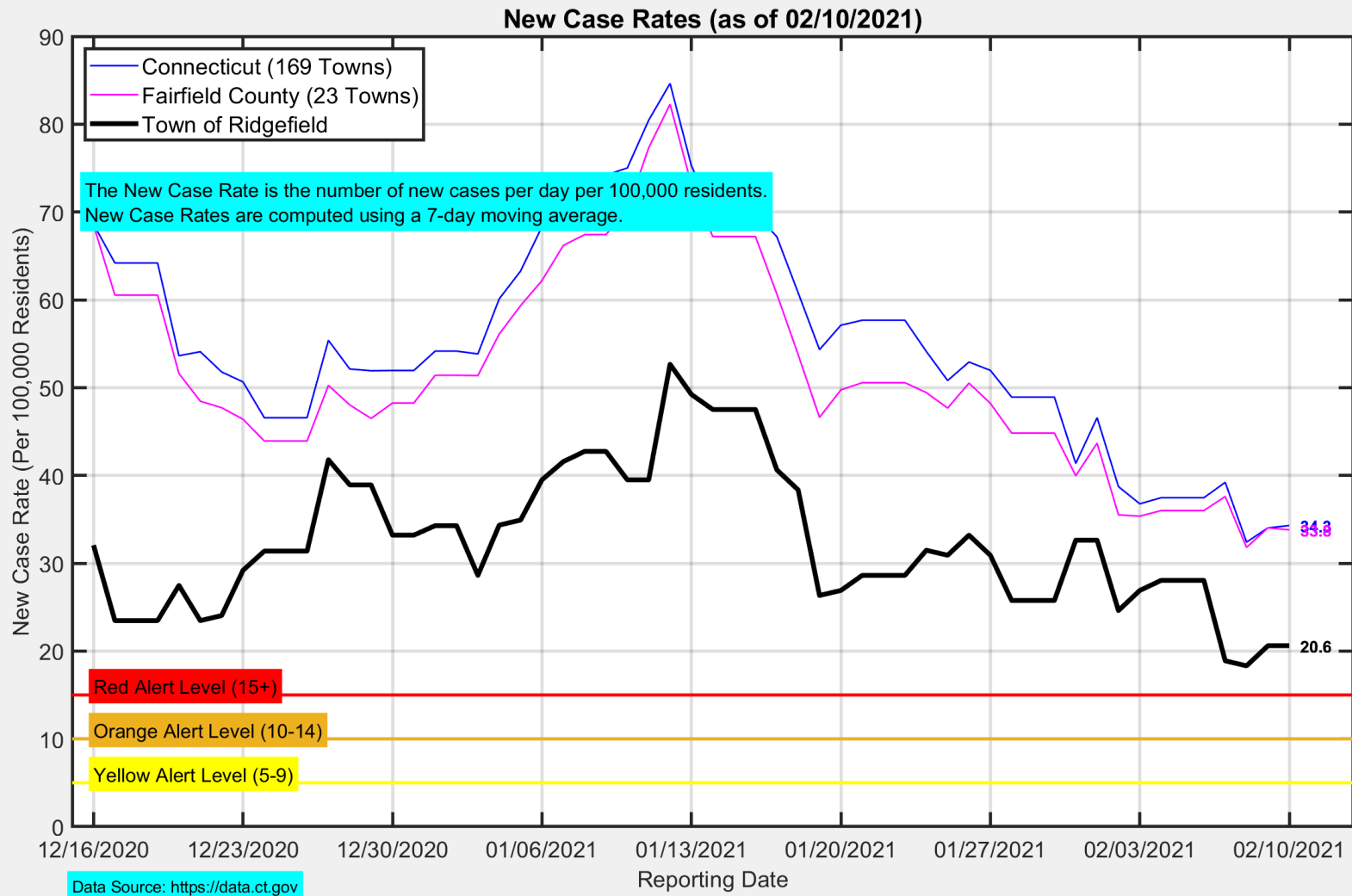
Town of Ridgefield: Test Positivity Rate



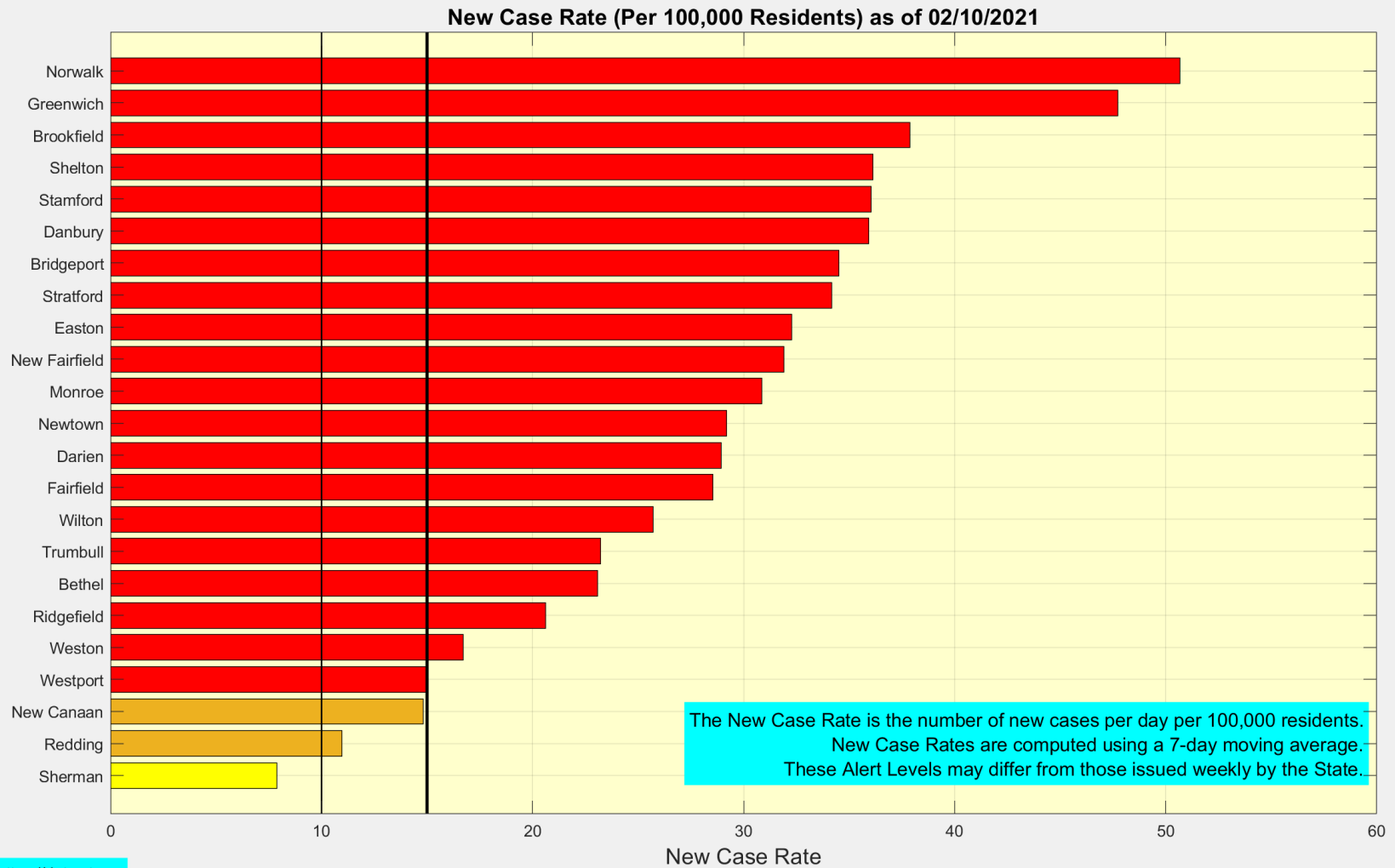
Data Source: <https://data.ct.gov>



The New Case Rate in Ridgefield remained stable at 20.6



Here are the latest New Case Rates for all towns in Fairfield County



Data Source: <https://data.ct.gov>



The State started reporting weekly Town-level Vaccination Rates on February 3 We estimate that Ridgefield has vaccinated 72% of the population over the age of 75

