

## Ridgefield COVID Summary

Ridgefield COVID-19 Task Force



Data downloaded from  
<https://data.ct.gov/browse?category=Health+and+Human+Services>

Data downloaded on Wednesday, February 10, 2021 at 4:00 PM  
This reflects data through Tuesday, February 09, 2021

# Ridgefield Summary

Data downloaded on Wednesday, 02/10/2021 at 4:00 PM

| Ridgefield                            | Tuesday 02/09/2021 | Monday 02/08/2021 |
|---------------------------------------|--------------------|-------------------|
| Number of New Cases Reported          | 5                  | 6                 |
| New Case Rate (per 100,000 Residents) | 20.6               | 18.3              |
| New Test Rate (per 100,000 Residents) | 728.1              | 700.0             |
| Test Positivity                       | 2.8%               | 2.6%              |
|                                       |                    |                   |
| Fairfield County                      | Tuesday 02/09/2021 | Monday 02/08/2021 |
| Number of New Cases Reported          | 258                | 281               |
| New Case Rate (per 100,000 Residents) | 34.0               | 31.8              |
| New Test Rate (per 100,000 Residents) | 962.7              | 887.1             |
| Test Positivity                       | 3.5%               | 3.6%              |
| Currently Hospitalized                | 221                | 229               |

**Data Source:** <https://data.ct.gov>. This report reflects data reported to the State through Tuesday 02/09/2021.  
**The New Case Rate, New Test Rate, and Test Positivity are computed using 7-day moving averages.**

Our data science confirms CDC and other studies:

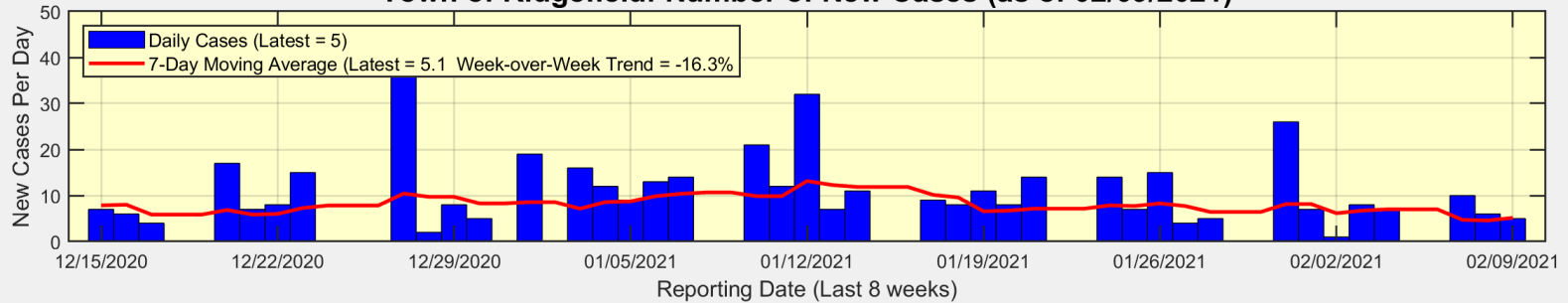
***Wearing a Mask Reduces COVID Case Rates***



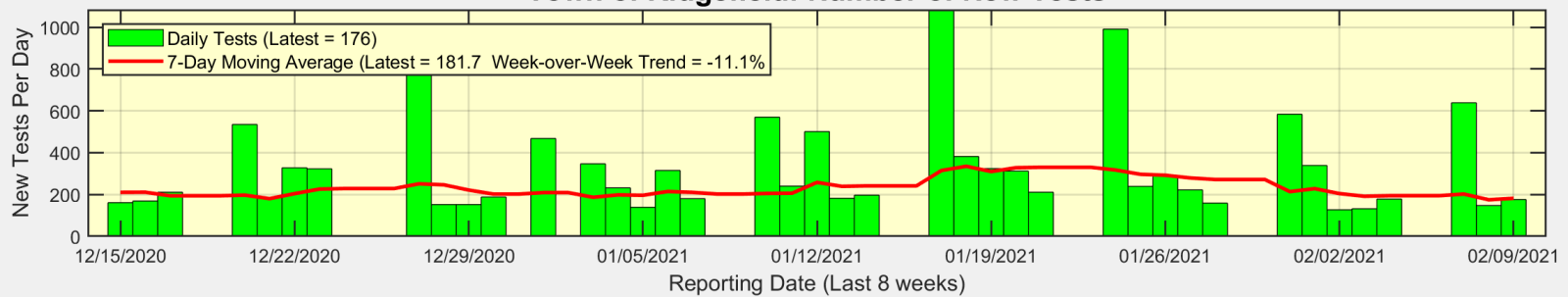
Ridgefield COVID-19 Task Force

# There were 5 new cases reported for Ridgefield on Tuesday

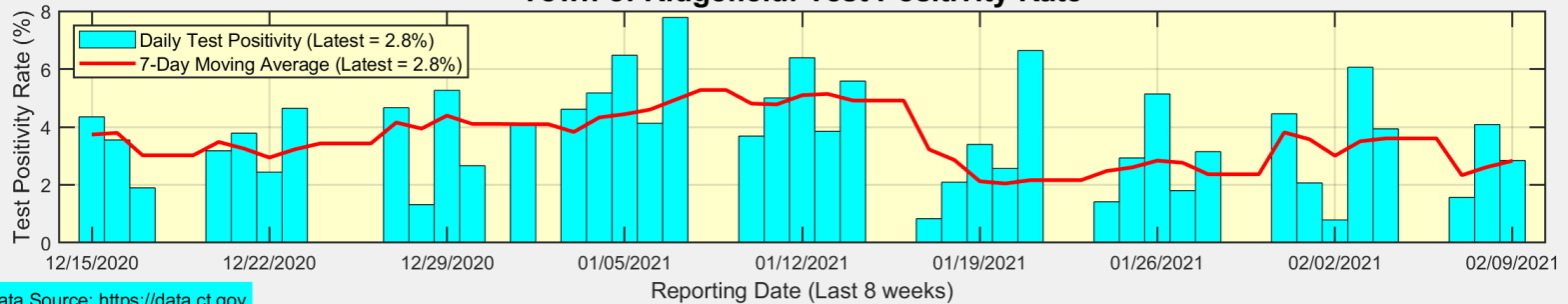
**Town of Ridgefield: Number of New Cases (as of 02/09/2021)**



**Town of Ridgefield: Number of New Tests**



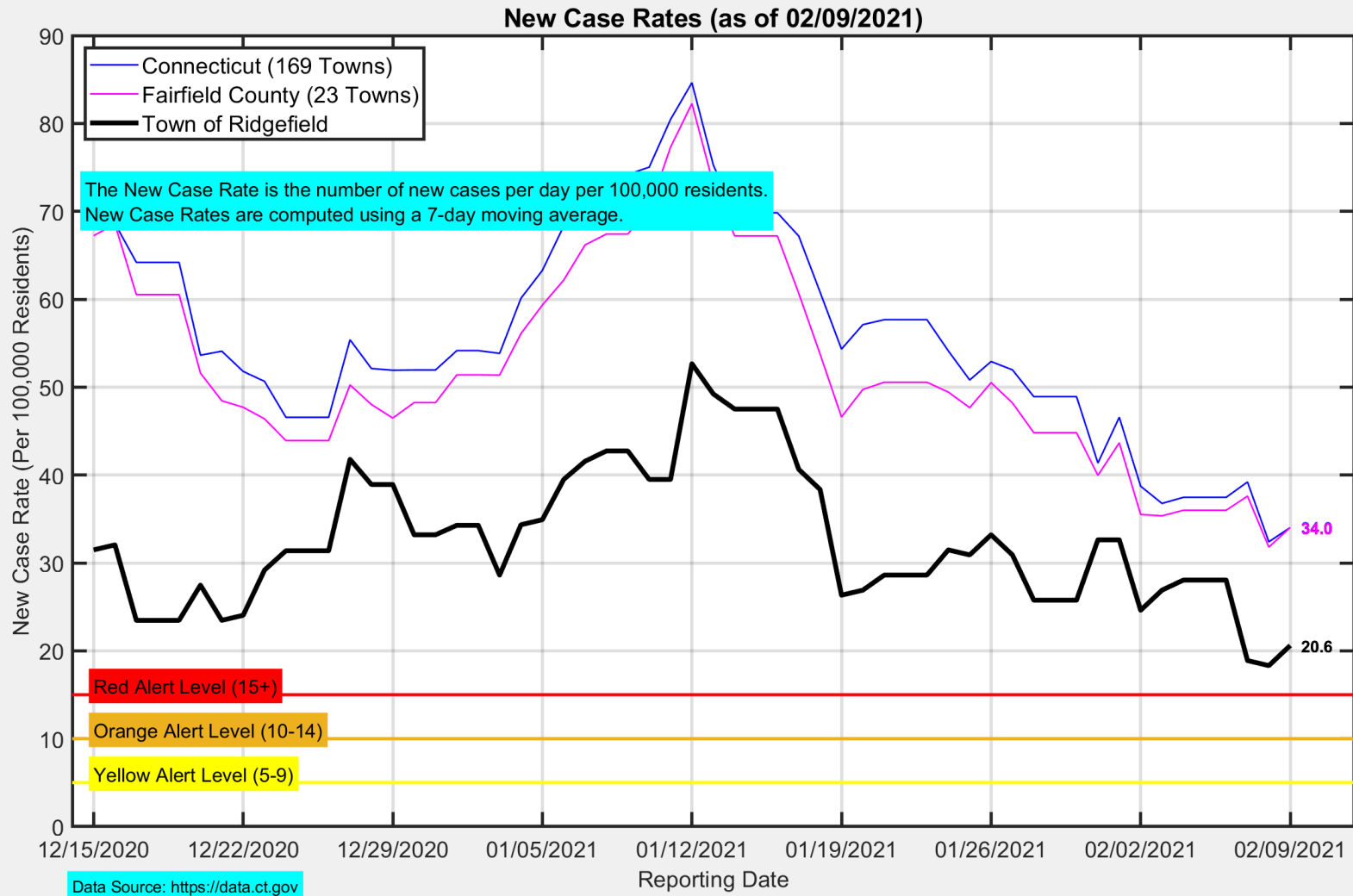
**Town of Ridgefield: Test Positivity Rate**



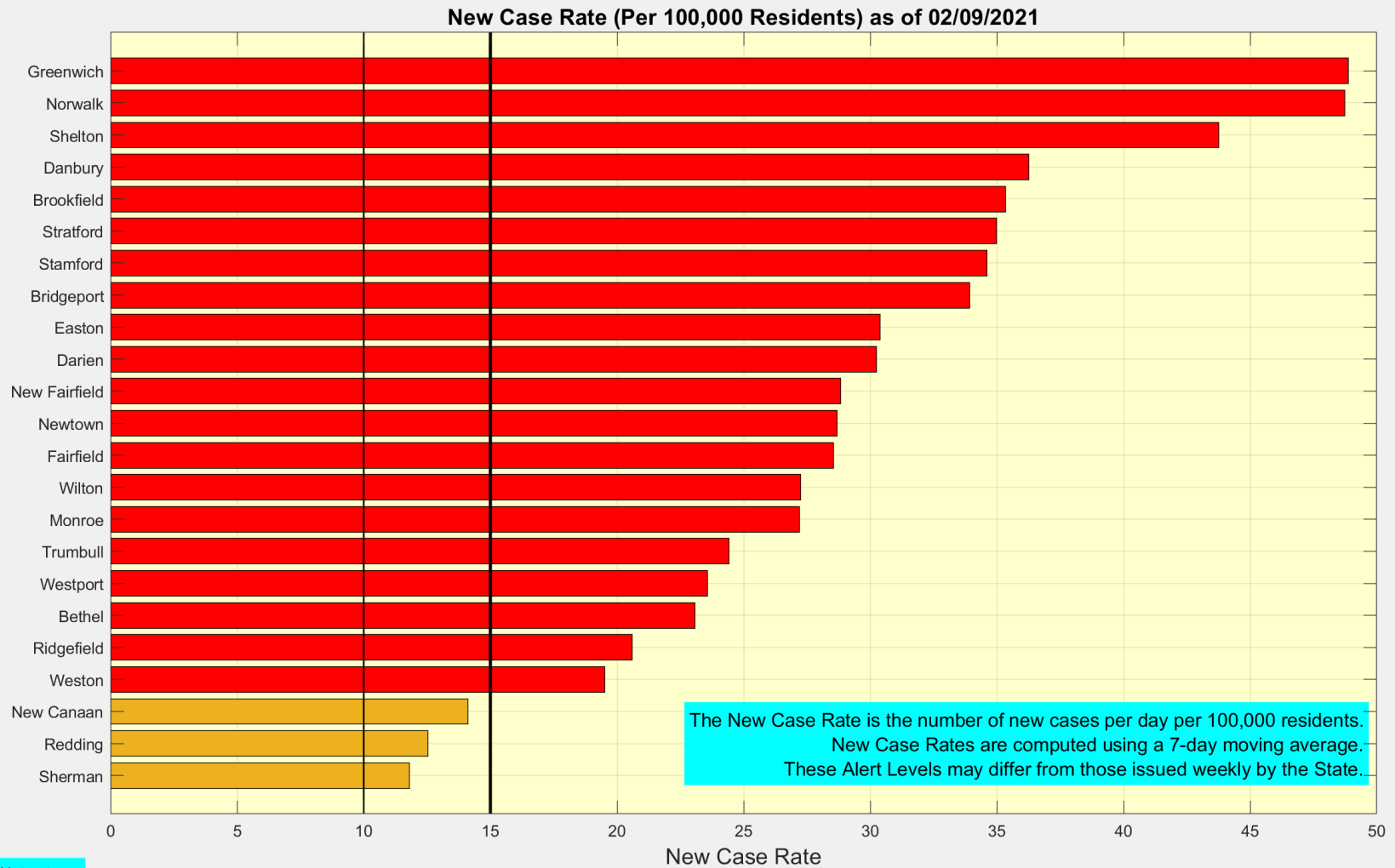
Data Source: <https://data.ct.gov>



## The New Case Rate in Ridgefield remained stable at 20.6



# Here are the latest New Case Rates for all towns in Fairfield County



Source: <https://data.ct.gov>



Ridgefield COVID-19 Task Force

# The State started reporting weekly Town-level Vaccination Rates on February 3 We estimate that Ridgefield has vaccinated 72% of the population over the age of 75

