

Connecticut Vaccination Summary

Ridgefield COVID-19 Task Force



Data downloaded from
<https://covid.cdc.gov/covid-data-tracker/#vaccinations>

Thursday, June 03, 2021

Connecticut and US Vaccination Summary

Connecticut (as of Thursday June 03, 2021)	Cumulative	Daily
Doses Delivered	4,581,445	10,254
Doses Administered	4,059,343	13,011
Percent of Age 18+ Population Who Have Completed Vaccination	66.3%	
Connecticut Rank Among 50 States and DC	3	
Percent of Age 18+ Population Who Have Initiated Vaccination	75.8%	
Connecticut Rank Among 50 States and DC	4	

United States (as of Thursday June 03, 2021)	Cumulative	Daily
Doses Delivered	368,375,195	1,017,821
Doses Administered	297,720,928	999,474
Percent of Age 18+ Population Who Have Completed Vaccination	52.0%	
Percent of Age 18+ Population Who Have Initiated Vaccination	63.0%	

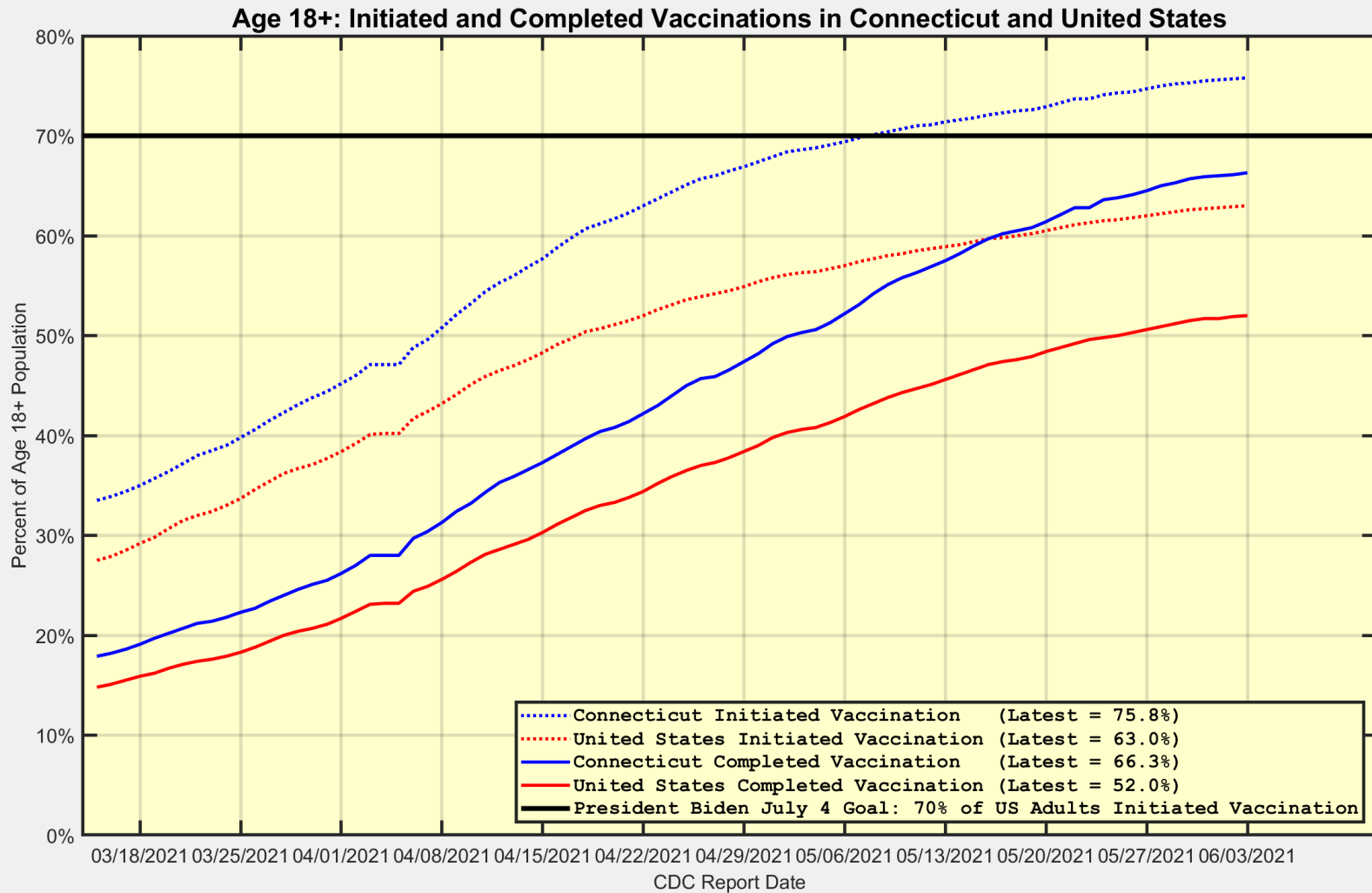
Data Source: <https://covid.cdc.gov/covid-data-tracker/#vaccinations>.

The Daily numbers are the most recent 7-day moving averages.

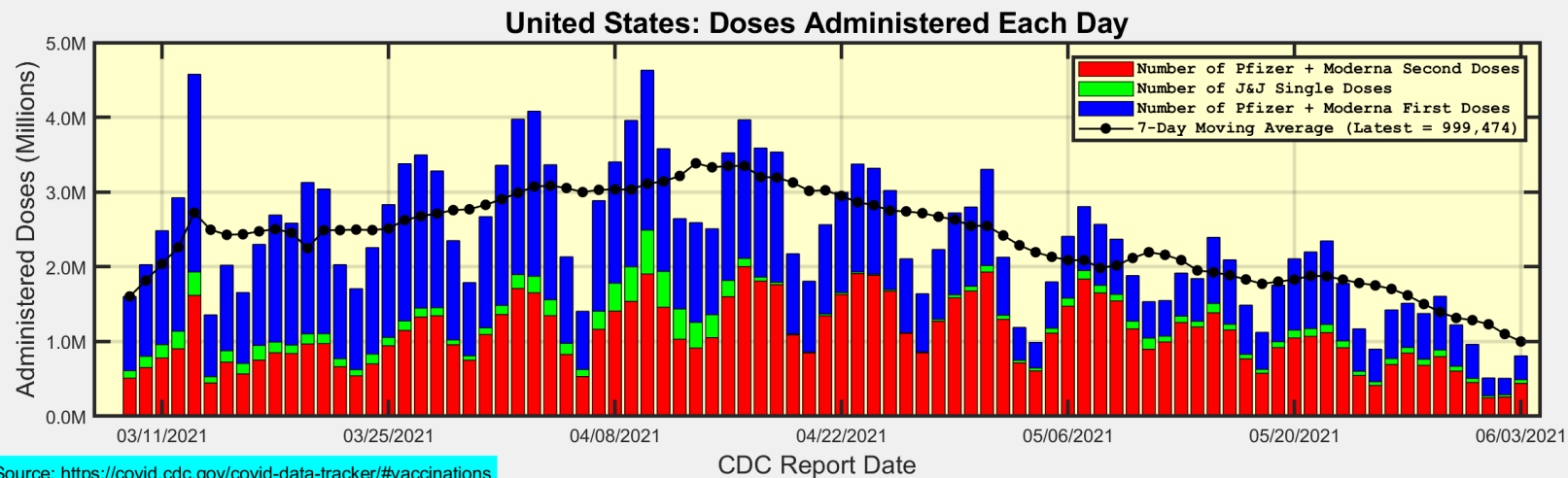
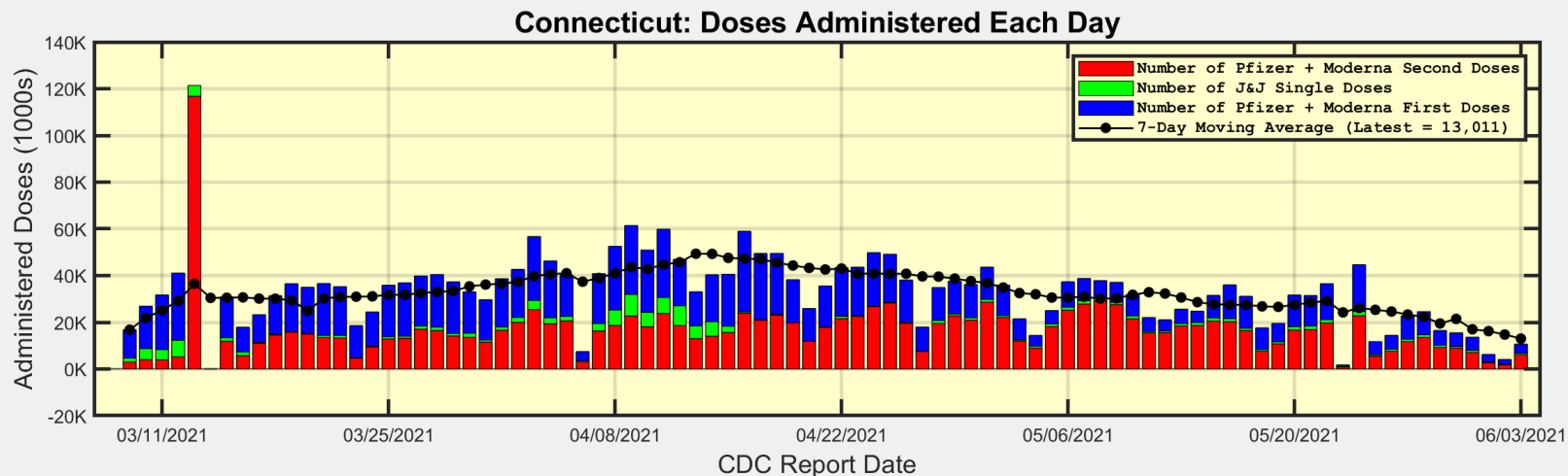
President Biden has set a goal for 70% of the US Age 18+ population to have Initiated Vaccination by July 4.



Connecticut and US: Age 18+ Initiated and Completed Vaccinations



Number of Doses Administered Each Day



Data Source: <https://covid.cdc.gov/covid-data-tracker/#vaccinations>



Ridgefield COVID-19 Task Force

Connecticut: First Doses are decreasing again after brief surge. Second doses continue to decrease.

