

Connecticut Vaccination Summary

Ridgefield COVID-19 Task Force



Data downloaded from
<https://covid.cdc.gov/covid-data-tracker/#vaccinations>

Wednesday, June 23, 2021

Connecticut and US Vaccination Summary

Connecticut (as of Wednesday June 23, 2021)	Cumulative	Daily
Doses Delivered	4,685,145	5,127
Doses Administered	4,331,322	10,035
Percent of Age 18+ Population Who Have Completed Vaccination	70.6%	
Connecticut Rank Among 50 States and DC	4	
Percent of Age 18+ Population Who Have Initiated Vaccination	78.3%	
Connecticut Rank Among 50 States and DC	4	

United States (as of Wednesday June 23, 2021)	Cumulative	Daily
Doses Delivered	378,882,200	527,932
Doses Administered	319,872,053	993,840
Percent of Age 18+ Population Who Have Completed Vaccination	56.1%	
Percent of Age 18+ Population Who Have Initiated Vaccination	65.6%	

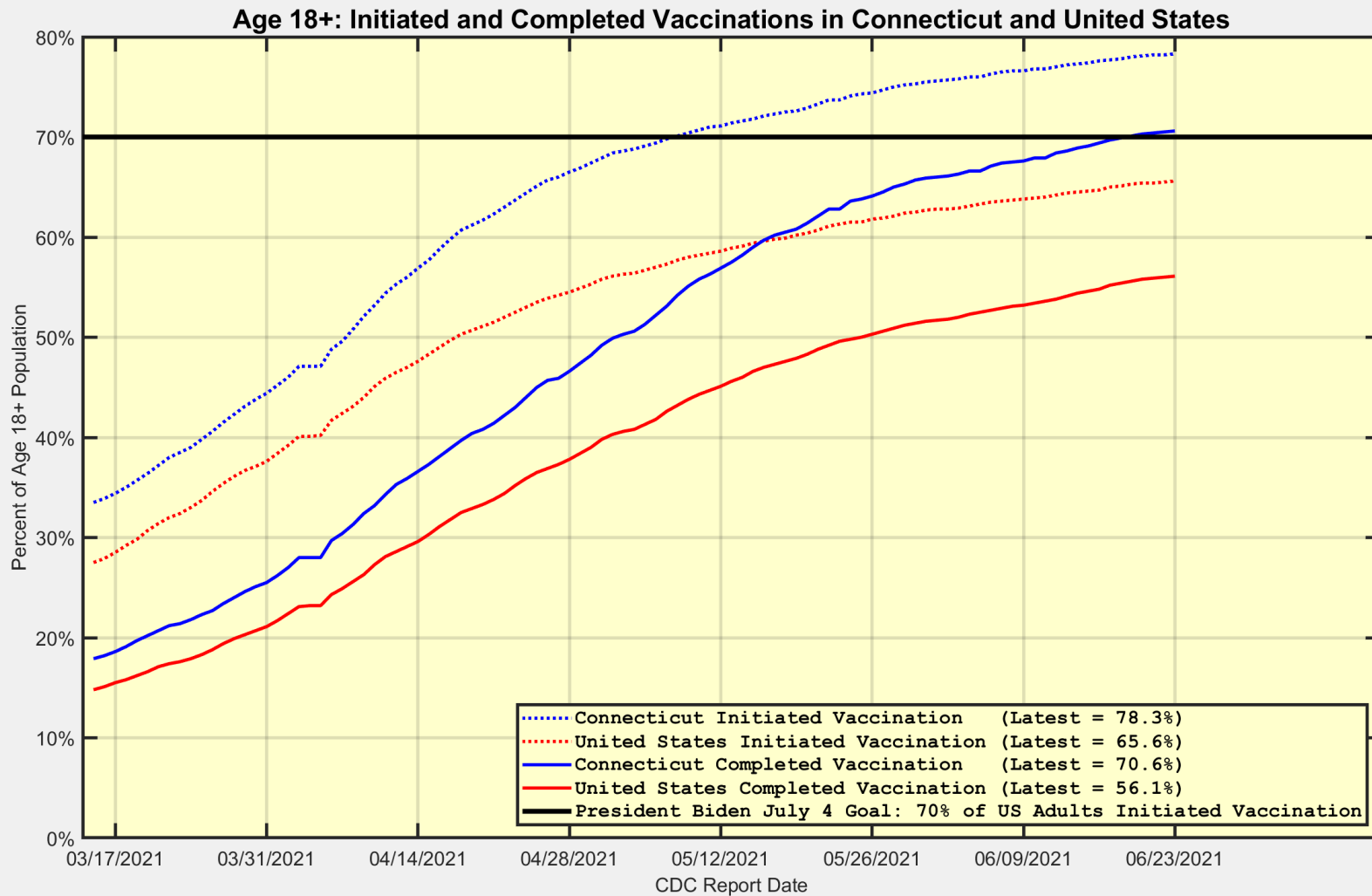
Data Source: <https://covid.cdc.gov/covid-data-tracker/#vaccinations>.

The Daily numbers are the most recent 7-day moving averages.

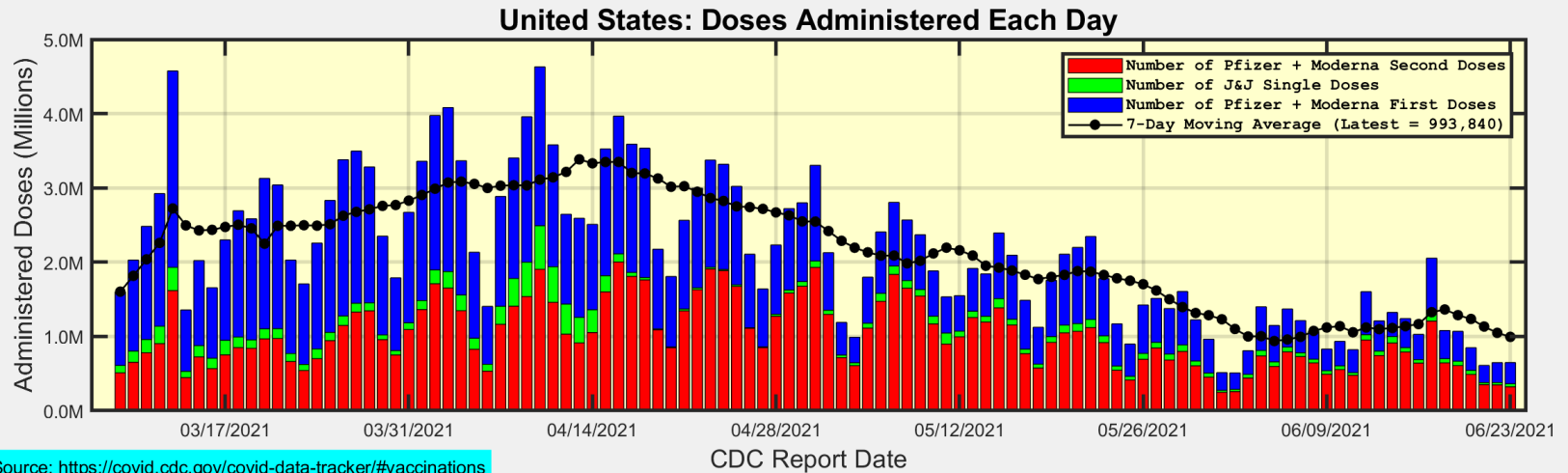
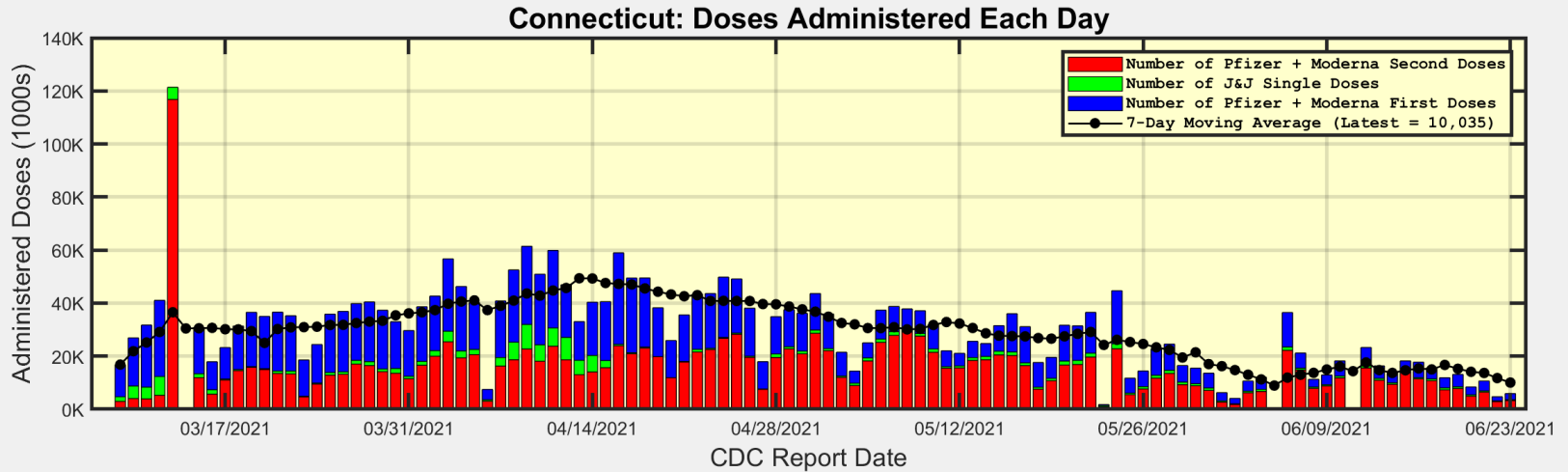
President Biden has set a goal for 70% of the US Age 18+ population to have Initiated Vaccination by July 4.



Connecticut and US: Age 18+ Initiated and Completed Vaccinations



Number of Doses Administered Each Day



Data Source: <https://covid.cdc.gov/covid-data-tracker/#vaccinations>



Ridgefield COVID-19 Task Force

Connecticut: First Doses are generally decreasing. Most people are returning for Second Doses.

