


Connecticut Vaccination Summary

Ridgefield COVID-19 Task Force



Data downloaded from
<https://covid.cdc.gov/covid-data-tracker/#vaccinations>

Friday, February 26, 2021

Connecticut Vaccination Summary

Friday, February 26, 2021

Connecticut ranks #4 among states in percent of population receiving at least one dose.

- 1 Connecticut ranks **#6** in administered doses as percent of population.
- 2 Connecticut ranks **#8** in delivered doses as percent of population.
- 3 Connecticut ranks **#10** in administered doses as percent of delivered doses.

$$\begin{array}{ccccc} \text{1} & & \text{2} & & \text{3} \\ \text{Shots Administered} & = & \text{Doses Received} & \times & \text{Administration Efficiency} \\ \left[\frac{\text{Administered Doses}}{\text{Population}} \right] & = & \left[\frac{\text{Delivered Doses}}{\text{Population}} \right] & \times & \left[\frac{\text{Administered Doses}}{\text{Delivered Doses}} \right] \\ \text{Driven By ----->} & & \text{Federal Government} & & \text{Local Governments} \end{array}$$



Connecticut and US Vaccination Summary

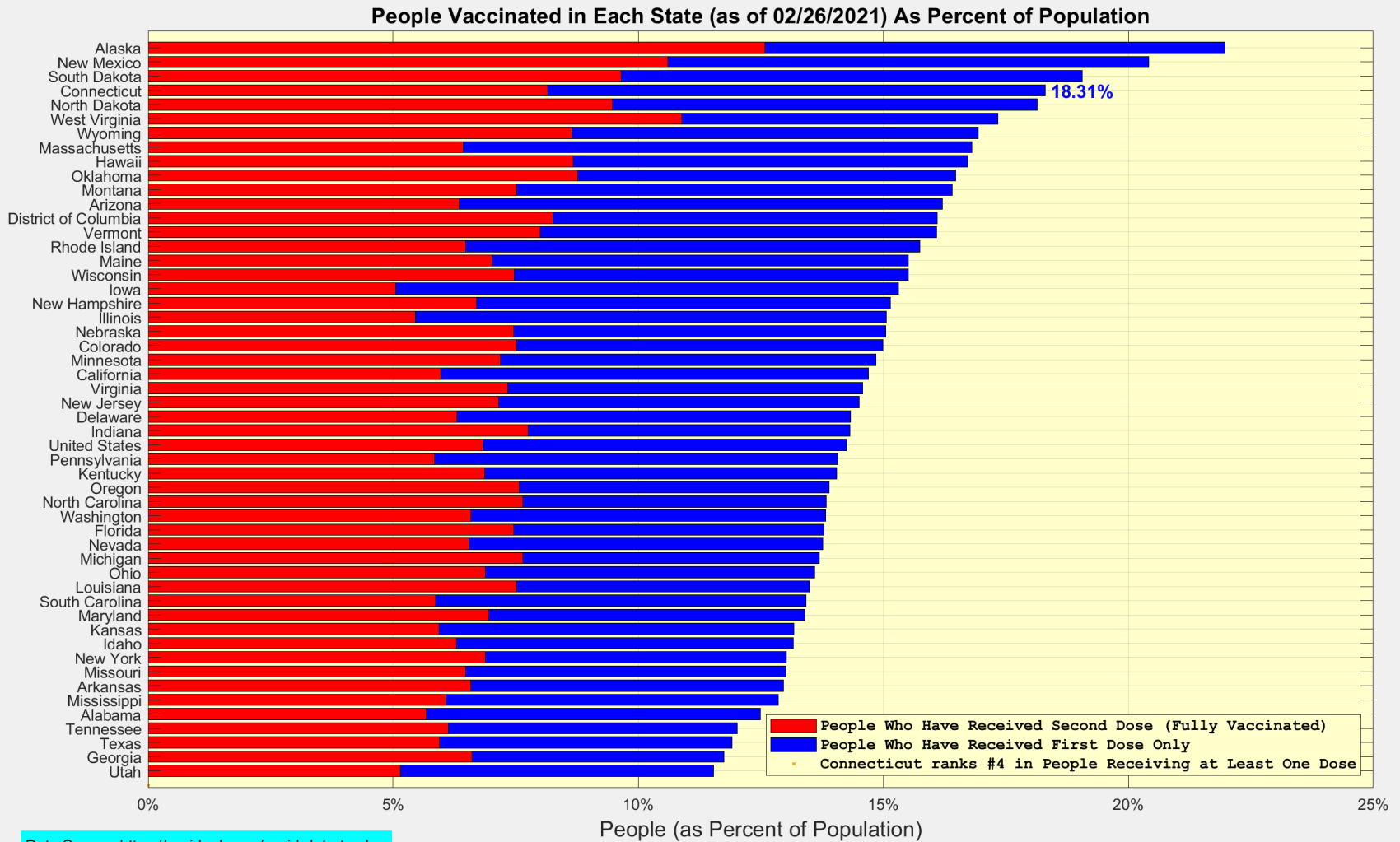
Connecticut (as of Friday February 26, 2021)	Cumulative	Daily
Doses Delivered	1,190,995	33,153
Doses Administered	954,153	18,791
Percent of Population Who Have Received First Dose Only	10.16%	
Percent of Population Who Have Received Second Dose	8.15%	
Percent of Population Who Have Received At Least One Dose	18.31%	
Connecticut Rank Among 50 States and DC	4	

United States (as of Friday February 26, 2021)	Cumulative	Daily
Doses Delivered	94,300,910	2,306,916
Doses Administered	70,454,064	1,552,717
Percent of Population Who Have Received First Dose Only	7.42%	
Percent of Population Who Have Received Second Dose	6.83%	
Percent of Population Who Have Received At Least One Dose	14.25%	

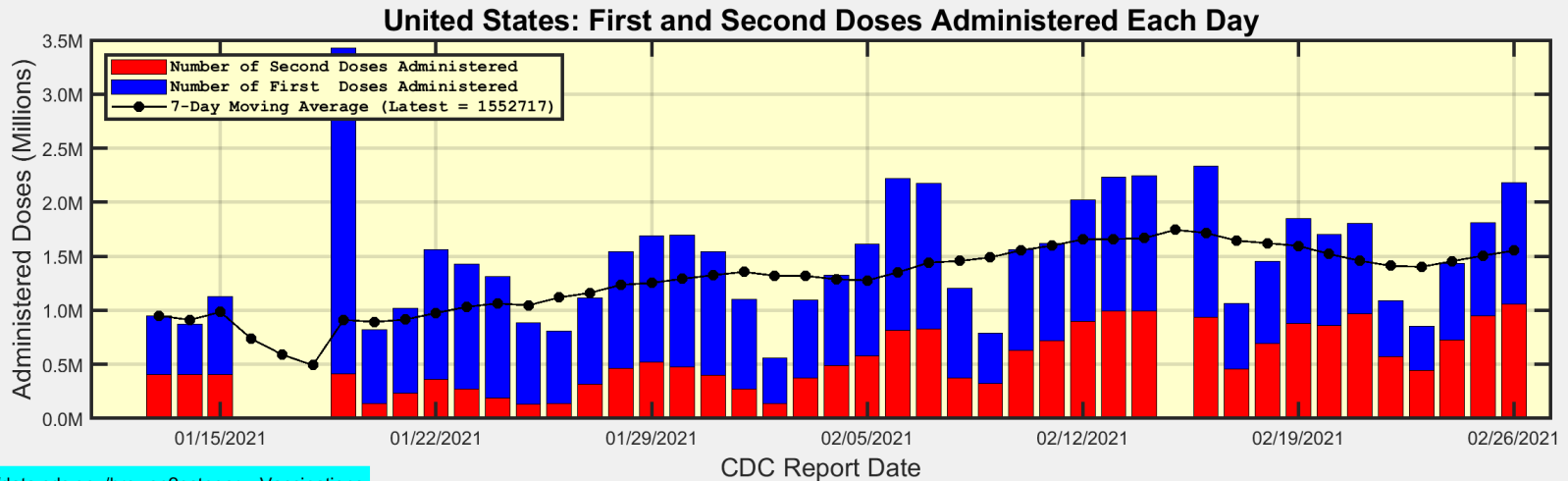
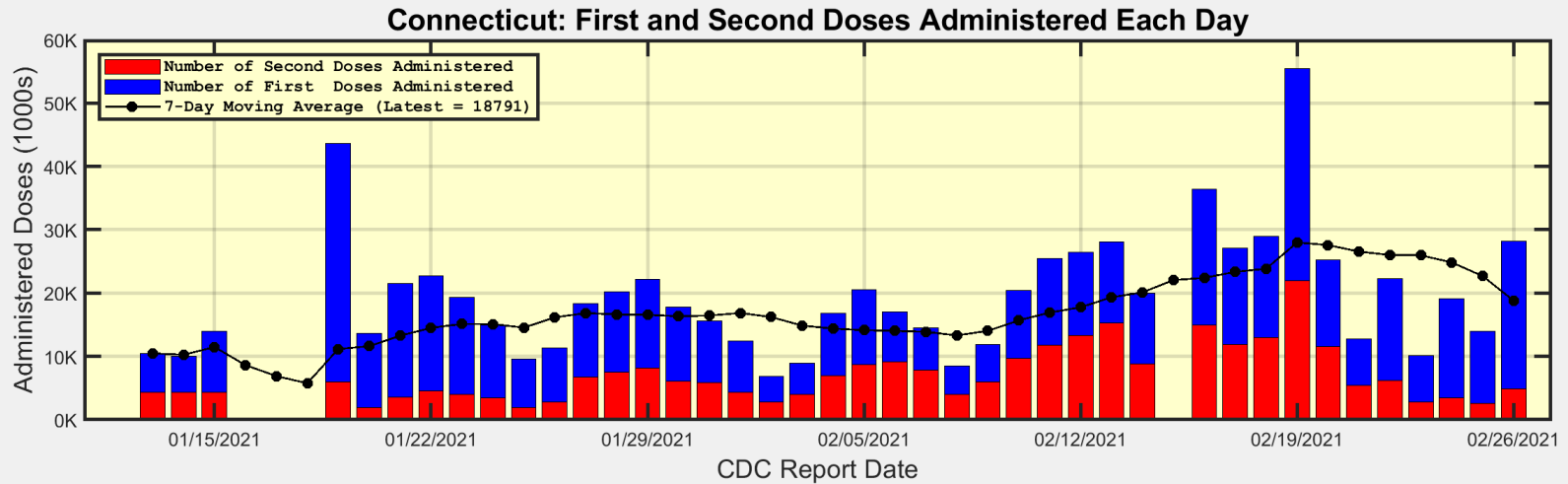
Data Source: <https://covid.cdc.gov/covid-data-tracker/#vaccinations>.
The Daily numbers are the most recent 7-day moving averages.



People Vaccinated in Each State as Percent of Population



First and Second Doses Administered Each Day



<https://data.cdc.gov/browse?category=Vaccinations>



Connecticut may be seeing a reduction in the percent of news cases in Age 70+ due to vaccinations

