

# Connecticut Vaccination Summary

## Ridgefield COVID-19 Task Force



Data downloaded from  
<https://covid.cdc.gov/covid-data-tracker/#vaccinations>

Tuesday, February 16, 2021

# Connecticut Vaccination Summary

Tuesday, February 16, 2021

**Connecticut ranks #3 among states in percent of population receiving at least one dose.**

- 1 Connecticut ranks **#5** in administered doses as a percent of population.
- 2 Connecticut ranks **#3** in delivered doses as percent of population.
- 3 Connecticut ranks **#29** in administered doses as percent of delivered doses.

$$\begin{array}{ccccc} \textcircled{1} & & \textcircled{2} & & \textcircled{3} \\ \text{Shots Administered} & = & \text{Doses Received} & \times & \text{Administration Efficiency} \\ \left[ \frac{\text{Administered Doses}}{\text{Population}} \right] & = & \left[ \frac{\text{Delivered Doses}}{\text{Population}} \right] & \times & \left[ \frac{\text{Administered Doses}}{\text{Delivered Doses}} \right] \\ \text{Driven By ----->} & & \text{Federal Government} & & \text{Local Governments} \end{array}$$



## Connecticut and US Vaccination Summary

Connecticut (as of Tuesday February 16, 2021)	Cumulative	Daily
Doses Delivered	914,075	16,264
Doses Administered	711,142	22,403
Percent of Population Who Have Received First Dose Only	8.34%	
Percent of Population Who Have Received Second Dose	5.80%	
Percent of Population Who Have Received At Least One Dose	<b>14.14%</b>	
Connecticut Rank Among 50 States and DC	<b>3</b>	

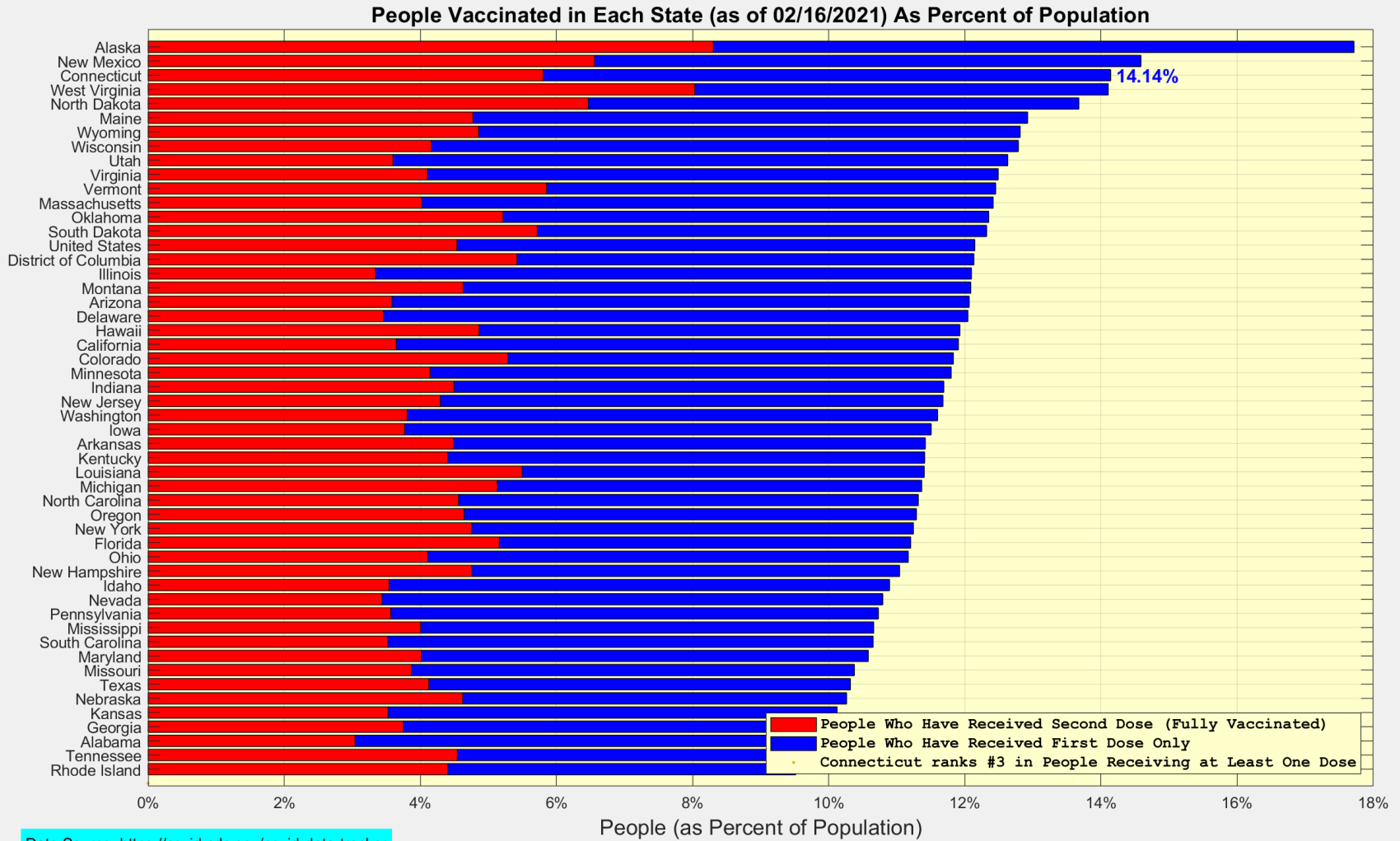
United States (as of Tuesday February 16, 2021)	Cumulative	Daily
Doses Delivered	71,657,975	1,251,314
Doses Administered	55,220,364	1,716,311
Percent of Population Who Have Received First Dose Only	7.61%	
Percent of Population Who Have Received Second Dose	4.54%	
Percent of Population Who Have Received At Least One Dose	12.15%	

**Data Source:** <https://covid.cdc.gov/covid-data-tracker/#vaccinations>.

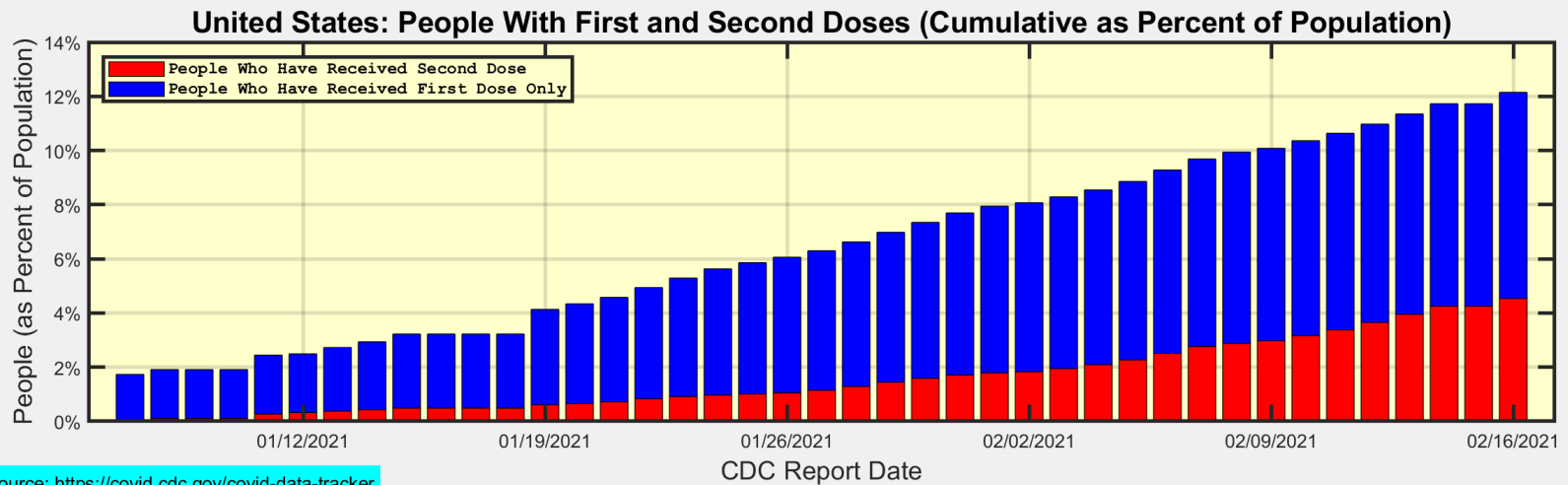
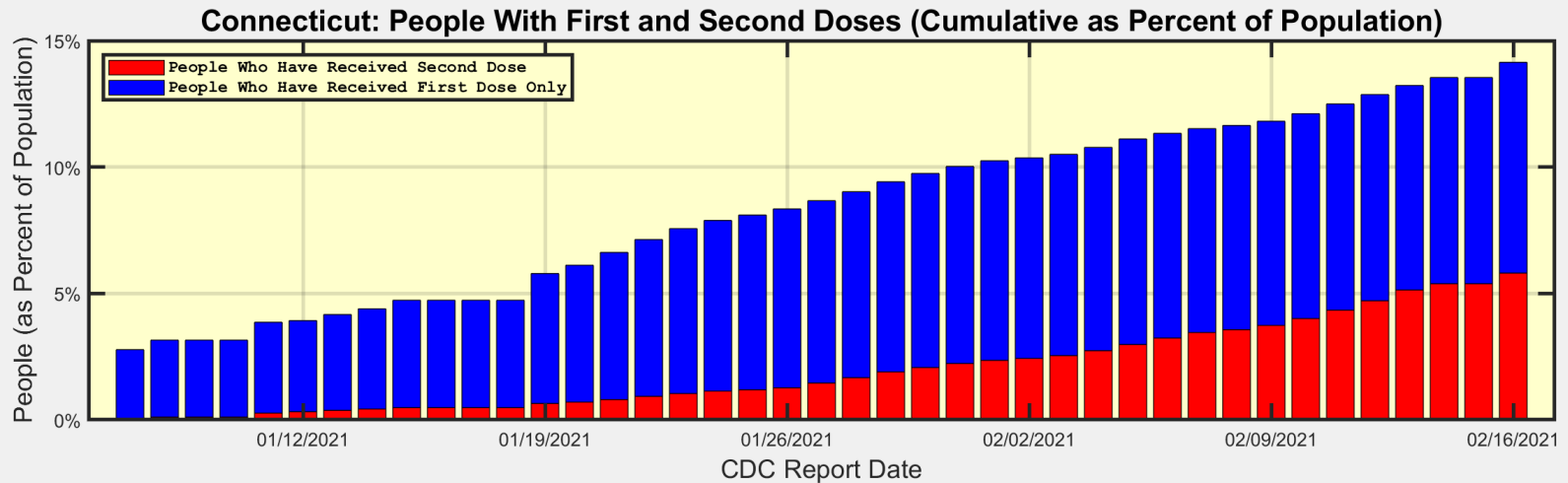
**The Daily numbers are the most recent 7-day moving averages.**



# People Vaccinated in Each State as Percent of Population



# People who have received First and Second Doses (Cumulative)

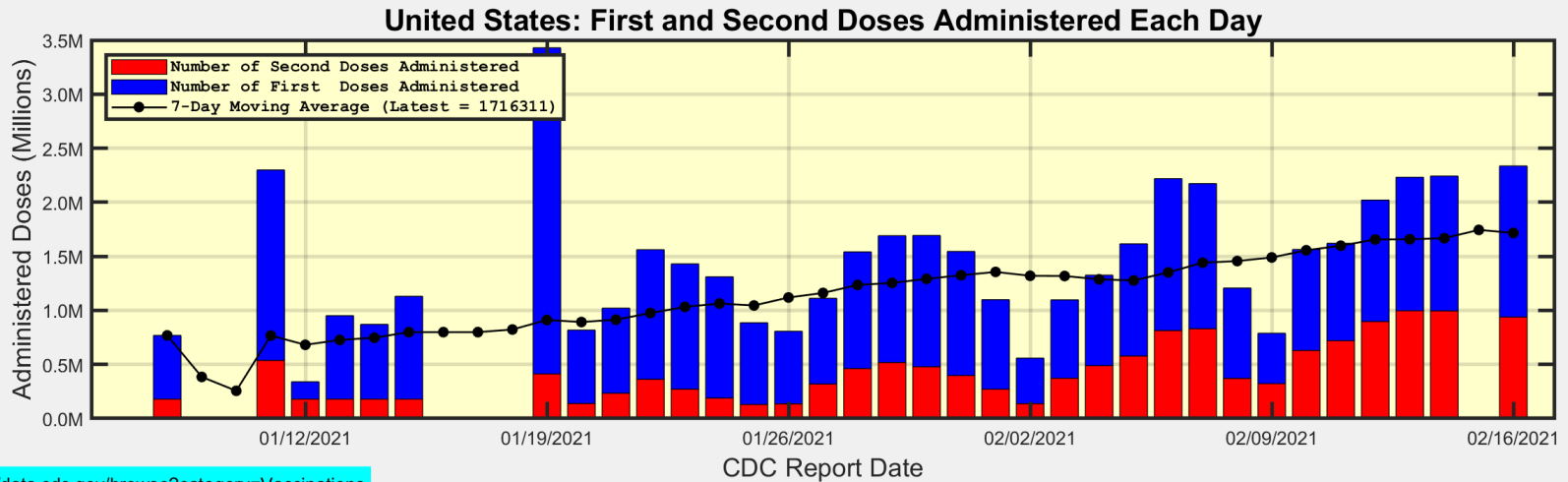
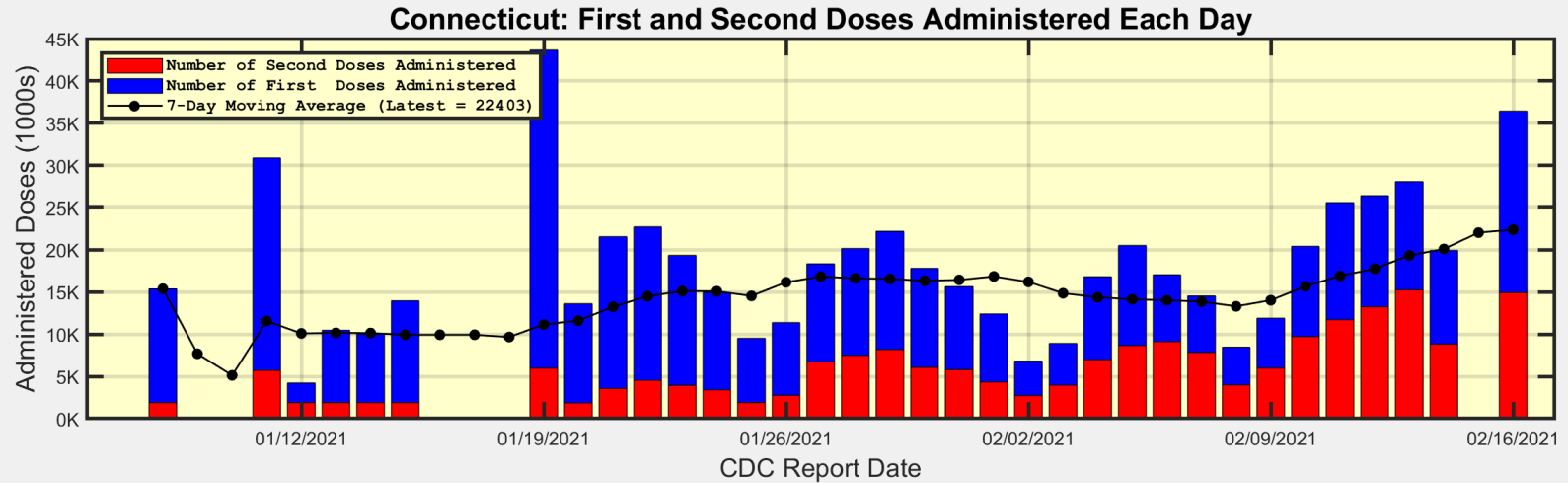


Data Source: <https://covid.cdc.gov/covid-data-tracker>



Ridgefield COVID-19 Task Force

# First and Second Doses Administered Each Day



<https://data.cdc.gov/browse?category=Vaccinations>



Ridgefield COVID-19 Task Force

# When might Connecticut Reach Herd Immunity?

